

PORCELANOSA FACADE/

Active Stock Catalog

Your Guide to
Readily-Available Porcelain
Colors and Finishes

For your projects under 15,000 SF of cladding

Introduction to the Active Stock Catalog

Purpose

You’ve likely found your way to this **Active Stock Catalog** because you have a project with less than 15,000 SF of cladding and you were directed here from our website or main catalog.

Whatever reason you’re here, we’re glad to have you. As the name of the catalog would suggest, you’ll find an updated list of our current active stock of Colors and Finishes for each family.

When To Use This Catalog

- Find out whether your project is above or below 15,000 SF of cladding production (Check aside)
- If your façade is **above 15,000 SF**, your project is applicable for our Special Production – “Choose Your Color and Your Size”.Check page 24 of our Main Catalog.
 - If your façade is **below than 15,000 SF**, then use this **Active Stock Catalog**.

How to Calculate Cladding Take-off

Let’s say your facade has 12,000 SF of cladding material (net area). When you add waste factor (10-25%) you might be at 15,000 SF of material production.

This means **your project qualifies for our Special Production – “Choose Your Color and Your Size”**. Learn more about it in our Main Catalog at page 24.

Do you want us to help you checking take-off?

Just give us a call...
201-712-0556, Ext 2218

Or email us at
hello@porcelanosafacades.com

What is “Active Stock”?

With so many possible combinations of porcelain Colors and Finishes, having them all readily available for any project size would be a little crazy-making. And unsustainable.

That’s why we’ve taken a selection of our most popular Colors and Finishes in each series. And created this **Active Stock Catalog** of readily-available combinations for your projects that have less than 15,000 SF of cladding.

Questions?

Give us a call at
201-712-0556, Ext 2218

Or email us at
hello@porcelanosafacades.com

As you look through this annex to our main catalog, you'll want to have the main catalog or website handy as well. Refer back to those resources for images of the different Colors and Finishes you find listed here.

And, if you have a larger project, with more than 15,000 SF feet of cladding... Don't forget! You can always go back to that main catalog or website. And pick from our entire collection of porcelain finishes and sizes for your project.

Updates

This **Active Stock Catalog** is only available digitally. And will be updated as frequently as necessary to ensure you'll be able to see our current available stock of Colors and Finishes.

If you've printed or downloaded this PDF, be sure to check back on the website for the most current **Active Stock Catalog**.

The Rule of Halves & Thirds

As you look through this catalog, you'll see some colors that have one of the larger sizes (48 x 48, 24 x 24, etc) listed as available.

Please keep in mind those larger sizes can also be cut into halves or thirds to create the smaller size modules for your use.

Index

Panel Sizes ⁸

The Porcelain Collections ¹⁰

Stone Porcelain ¹²

Concrete Porcelain ²²

Metal Porcelain ³⁰

Decorative Porcelain ³²

Technic Porcelain ³⁶

Locations ⁴⁰

Selected Projects ⁴⁴



Panel Sizes

Our Active Stock technical porcelain panels listed in this catalog are available in **standard pre-set sizes that will vary for each color**. The sizes represented on this page are not available for all Active Stock colors listed in this catalog.

Please refer to the matrix for your preferred porcelain series to confirm the size(s) available for each color.

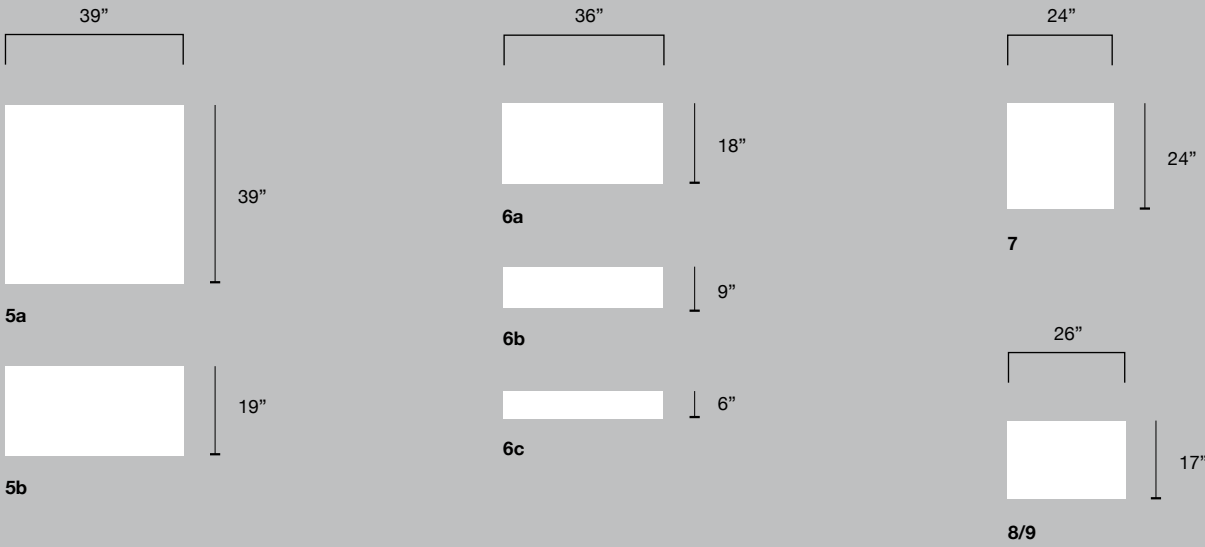

Remember, you can also economically get other sizes by cutting down those standard sizes in halves or thirds.

And, **if you have a larger project**, with more than 15,000 SF of cladding... Don't forget! Your project is applicable for a Special Production – “Choose Your Color and Your Size”.

You can always go back to that main catalog or website. And pick from our entire collection of porcelain Colors and Finishes for your project.

Exact Dimensions

Panel Index	Width		Height		Thickness	
	inches	mm	inches	mm	inches	mm
1a	70-7/8"	1.800	31-1/2"	800	0,45"	11,5
1b	70-7/8"	1.800	23-7/16"	596	0,45"	11,5
1c	70-7/8"	1.800	11-9/16"	294	0,45"	11,5
1d	70-7/8"	1.800	7-5/8"	193	0,45"	11,5
2a	59-1/16"	1.500	19-11/16"	500	0,43"	11
2b	59-1/16"	1.500	9-13/16"	250	0,43"	11
2c	59-1/16"	1.500	6-1/2"	165	0,43"	11
3a	47-1/4"	1.200	47-1/4"	1.200	0,45"	11,5
3b	47-1/4"	1.200	23-7/16"	596	0,45"	11,5
3c	47-1/4"	1.200	11-9/16"	294	0,45"	11,5
3d	47-1/4"	1.200	7-5/8"	193	0,45"	11,5
4a	46-7/8"	1.190	46-7/8"	1.190	0,47"	12
4b	46-7/8"	1.190	23-3/8"	594	0,47"	12
4c	46-7/8"	1.190	11-5/8"	296	0,47"	12
4d	46-7/8"	1.190	5-13/16"	147	0,47"	12
5a	39-6/16"	1.000	39-6/16"	1.000	0,43"	11
5b	39-6/16"	1.000	19-10/16"	500	0,43"	11
6a	35-7/16"	900	17-11/16"	450	0,41"	10,5
6b	35-7/16"	900	8-11/16"	220	0,41"	10,5
6c	35-7/16"	900	5-5/8"	143	0,41"	10,5
7	23-7/16"	596	23-7/16"	596	0,44"	11,2
8	26"	660	17-5/16"	440	0,41"	10,5
9	26"	659	17-1/8"	435	0,41"	10,5



The Porcelain Collections

You - the architect – can get any and all aesthetics with the best technical features and performance benefits. This is the **design freedom** a man-made engineered stone like technical porcelain gives you.

What other material can do that?



The solid look of **Stone**... without the weakness of veining.



The substance of **Concrete**... with a more consistent finish.



The stylish look of a **Metal** finish... without warping or oil-canning.



A **Decorative** panel... for a more detailed cladding or design motif.



The **Technic** Series... when your design calls for solid, neutral colors.

Stone - Page 12

Concrete - Page 22

Metal - Page 30

Decorative - Page 32

Technic - Page 36

Stone Porcelain Series

Technical porcelain is man-made, technically-improved stone -- made with only natural materials. It's like natural stone, just with better physical & mechanical characteristics. You'll get the rich beauty of natural stone (like limestone, granite, marble, or whatever you imagine) with the superior strength, durability, and usability you can only get with technical porcelain.

Sizes Available

Projects with **over 15,000 SF** of cladding: Any available size shown in our main catalog or website.

Projects with **under 15,000 SF** of cladding: Any of the available Active-Stock sizes shown here in this matrix.

Stone Series

Panel	1a	1b	1c	1d	2a	2b	2b	3a/4a	3b/4b	3c/4c	3d/4d	5a	5b	6a	6b	6c	7	8/9
Width	71"	71"	71"	71"	59"	59"	59"	47"/48"	47"/48"	47"/48"	47"/48"	39"	39"	36"	36"	36"	24"	26"
Height	31"	24"	12"	8"	zz	10"	6"	47"/48"	24"	12"	6"/8"	39"	19"	18"	9"	6"	24"	17"
Thickness	0,45"	0,45"	0,45"	0,45"	0,43"	0,43"	0,43"	0,45"	0,45"	0,45"	0,45"	0,43"	0,43"	0,41"	0,41"	0,41"	0,44"	0,41"

Arizona Arena																		
Arizona Caliza																		
Arizona Stone																		
Assuan Brown																		
Austin Gray																		
Austin Gray Dark																		
Austin Natural																		
Avenue Black																		
Avenue Grey																		
Avenue White																		
Boston Bone																		
Boston Grafito																		
Boston Stone																		
Boston Topo																		
Butan Acero																		
Butan Bone																		
Ceilan Marfil																		
City Cube																		

Panel	1a	1b	1c	1d	2a	2b	2b	3a/4a	3b/4b	3c/4c	3d/4d	5a	5b	6a	6b	6c	7	8/9
Width	71"	71"	71"	71"	59"	59"	59"	47"/48"	47"/48"	47"/48"	47"/48"	39"	39"	36"	36"	36"	24"	26"
Height	31"	24"	12"	8"	zz	10"	6"	47"/48"	24"	12"	6"/8"	39"	19"	18"	9"	6"	24"	17"
Thickness	0,45"	0,45"	0,45"	0,45"	0,43"	0,43"	0,43"	0,45"	0,45"	0,45"	0,45"	0,43"	0,43"	0,41"	0,41"	0,41"	0,44"	0,41"

City Studio																		
City Zone																		
Dayton Ash																		
Dayton Graphite																		
Dayton Sand																		
Deep Brown																		
Deep Grey																		
Deep Grey Light																		
Deep White																		
Fossil Beige																		
Fossil Grey																		
Karachi Acero																		
Karachi Grey																		
Krono Clay																		
Krono Dark																		
Krono Grey																		
Madagascar Beige																		
Madagascar Blanco																		

Panel	1a	1b	1c	1d	2a	2b	2b	3a/4a	3b/4b	3c/4c	3d/4d	5a	5b	6a	6b	6c	7	8/9
Width	71"	71"	71"	71"	59"	59"	59"	47"/48"	47"/48"	47"/48"	47"/48"	39"	39"	36"	36"	36"	24"	26"
Height	31"	24"	12"	8"	zz	10"	6"	47"/48"	24"	12"	6"/8"	39"	19"	18"	9"	6"	24"	17"
Thickness	0,45"	0,45"	0,45"	0,45"	0,43"	0,43"	0,43"	0,45"	0,45"	0,45"	0,45"	0,43"	0,43"	0,41"	0,41"	0,41"	0,44"	0,41"

Madagascar Marron																		
Madagascar Natural																		
Magma Black																		
Milano Topo																		
Mirage Cream																		
Mirage Dark																		
Mirage Silver																		
Mirage White																		
New York																		
Ocean Beige																		
Ocean Caliza																		
Persa Dark																		
Persa Natural																		
Persa Silver																		
Ramsey																		
Recife Gris																		
River Antracita																		
River Silver																		

Panel	1a	1b	1c	1d	2a	2b	2b	3a/4a	3b/4b	3c/4c	3d/4d	5a	5b	6a	6b	6c	7	8/9
Width	71"	71"	71"	71"	59"	59"	59"	47"/48"	47"/48"	47"/48"	47"/48"	39"	39"	36"	36"	36"	24"	26"
Height	31"	24"	12"	8"	zz	10"	6"	47"/48"	24"	12"	6"/8"	39"	19"	18"	9"	6"	24"	17"
Thickness	0,45"	0,45"	0,45"	0,45"	0,43"	0,43"	0,43"	0,45"	0,45"	0,45"	0,45"	0,43"	0,43"	0,41"	0,41"	0,41"	0,44"	0,41"

River Stone																		
Samoa Antracita																		
Teide Stone																		
Urban Acero Black																		
Urban Acero Matt																		
Urban Caliza Matt																		
Urban Natural Matt																		
Verbier Dark																		
Verbier Sand																		
Verbier Silver																		



Concrete Porcelain Series

With technical porcelain panels, you can design the concrete look you want, with tighter, cleaner joints. And endless color, form, tones, and texture choices. And the open joint rain screen cladding system creates a much more energy-efficient wall than you can get with normal concrete construction.

Sizes Available

Projects with **over 15,000 SF** of cladding: Any available size shown in our main catalog or website.

Projects with **under 15,000 SF** of cladding: Any of the available Active-Stock sizes shown here in this matrix.

Panel	1a	1b	1c	1d	2a	2b	2b	3a/4a	3b/4b	3c/4c	3d/4d	5a	5b	6a	6b	6c	7	8/9
Width	71"	71"	71"	71"	59"	59"	59"	47"/48"	47"/48"	47"/48"	47"/48"	39"	39"	36"	36"	36"	24"	26"
Height	31"	24"	12"	8"	zz	10"	6"	47"/48"	24"	12"	6"/8"	39"	19"	18"	9"	6"	24"	17"
Thickness	0,45"	0,45"	0,45"	0,45"	0,43"	0,43"	0,43"	0,45"	0,45"	0,45"	0,45"	0,43"	0,43"	0,41"	0,41"	0,41"	0,44"	0,41"

Aston Acero																		
Baltimore Beige																		
Baltimore Grey																		
Baltimore Natural																		
Baltimore White																		
Berna Acero																		
Berna Caliza																		
Berna Grey																		
Berna Topo																		
Bluestone Acero																		
Bottega Acero																		
Bottega Antracita																		
Bottega Caliza																		
Bottega Topo																		
Bottega White																		
Concrete Beige																		
Concrete Black																		
Concrete Grey																		

Panel	1a	1b	1c	1d	2a	2b	2b	3a/4a	3b/4b	3c/4c	3d/4d	5a	5b	6a	6b	6c	7	8/9
Width	71"	71"	71"	71"	59"	59"	59"	47"/48"	47"/48"	47"/48"	47"/48"	39"	39"	36"	36"	36"	24"	26"
Height	31"	24"	12"	8"	zz	10"	6"	47"/48"	24"	12"	6"/8"	39"	19"	18"	9"	6"	24"	17"
Thickness	0,45"	0,45"	0,45"	0,45"	0,43"	0,43"	0,43"	0,45"	0,45"	0,45"	0,45"	0,43"	0,43"	0,41"	0,41"	0,41"	0,44"	0,41"

Core Coal																		
Core Grey																		
Core Sand																		
Core White																		
Dover Acero																		
Dover Arena																		
Dover Caliza																		
Durango Acero																		
Durango Bone																		
Durango Silver																		
Durango Topo																		
Harlem Acero																		
Harlem Caliza																		
Metropolitan Antracita																		
Metropolitan Caliza																		
Metropolitan Silver																		
Morse Beige																		
Morse Coal																		

Panel	1a	1b	1c	1d	2a	2b	2b	3a/4a	3b/4b	3c/4c	3d/4d	5a	5b	6a	6b	6c	7	8/9
Width	71"	71"	71"	71"	59"	59"	59"	47"/48"	47"/48"	47"/48"	47"/48"	39"	39"	36"	36"	36"	24"	26"
Height	31"	24"	12"	8"	zz	10"	6"	47"/48"	24"	12"	6"/8"	39"	19"	18"	9"	6"	24"	17"
Thickness	0,45"	0,45"	0,45"	0,45"	0,43"	0,43"	0,43"	0,45"	0,45"	0,45"	0,45"	0,43"	0,43"	0,41"	0,41"	0,41"	0,44"	0,41"

Morse Grey																		
Morse White																		
Newport Acero																		
Newport Beige																		
Newport Gray																		
Newport Gray Dark																		
Newport Natural																		
Newport White																		
Park Acero																		
Park Blanco																		
Prada Acero																		
Prada Caliza																		
Prada White																		
Rhin Gris																		
Rhin Ivory																		
Rhin Natural																		
Rhin Taupe																		
Rodano Acero																		

Panel	1a	1b	1c	1d	2a	2b	2b	3a/4a	3b/4b	3c/4c	3d/4d	5a	5b	6a	6b	6c	7	8/9
Width	71"	71"	71"	71"	59"	59"	59"	47"/48"	47"/48"	47"/48"	47"/48"	39"	39"	36"	36"	36"	24"	26"
Height	31"	24"	12"	8"	zz	10"	6"	47"/48"	24"	12"	6"/8"	39"	19"	18"	9"	6"	24"	17"
Thickness	0,45"	0,45"	0,45"	0,45"	0,43"	0,43"	0,43"	0,45"	0,45"	0,45"	0,45"	0,43"	0,43"	0,41"	0,41"	0,41"	0,44"	0,41"

Rodano Caliza																		
Rodano Silver																		
Rodano Taupe																		
Sena Acero																		
Sena Caliza																		
Soho Acero																		
Toscana Bone																		
Toscana Caliza																		
Toscana Stone																		
Urban Acero																		
Urban Black																		
Urban Caliza																		
Urban Natural																		
Vela Black																		
Vela Grey																		
Vela Natural																		
Vela Smoked																		



Metal Porcelain Series

With technical porcelain panels, you get the look of wide, flat metal panels, with no worry of client calls asking why their building looks wrinkled. Technical porcelain also gives you the flexibility and ease of customization you find with metal panels. And you can get the clean, crisp edges you want on your panels without the worry of catching clothes or cutting skin.

Sizes Available

Projects with **over 15,000 SF** of cladding: Any available size shown in our main catalog or website.

Projects with **under 15,000 SF** of cladding: Any of the available Active-Stock sizes shown here in this matrix.

Panel	1a	1b	1c	1d	2a	2b	2b	3a/4a	3b/4b	3c/4c	3d/4d	5a	5b	6a	6b	6c	7	8/9
Width	71"	71"	71"	71"	59"	59"	59"	47"/48"	47"/48"	47"/48"	47"/48"	39"	39"	36"	36"	36"	24"	26"
Height	31"	24"	12"	8"	zz	10"	6"	47"/48"	24"	12"	6"/8"	39"	19"	18"	9"	6"	24"	17"
Thickness	0,45"	0,45"	0,45"	0,45"	0,43"	0,43"	0,43"	0,45"	0,45"	0,45"	0,45"	0,43"	0,43"	0,41"	0,41"	0,41"	0,44"	0,41"

Ferroker																		
Ferroker Aluminio																		
Ferroker Caldera																		
Ferroker Niquel																		
Ferroker Platino																		
Ferroker Titanio																		
Ironker Cobre																		
Metropolitan Antracita																		
Metropolitan Caliza																		
Metropolitan Silver																		

Decorative Porcelain Series

Are you looking for an exterior panel to help you add texture, or decorative motifs and patterns to your building? Our Decorative Porcelain Series has a striking variety of options for your next project.

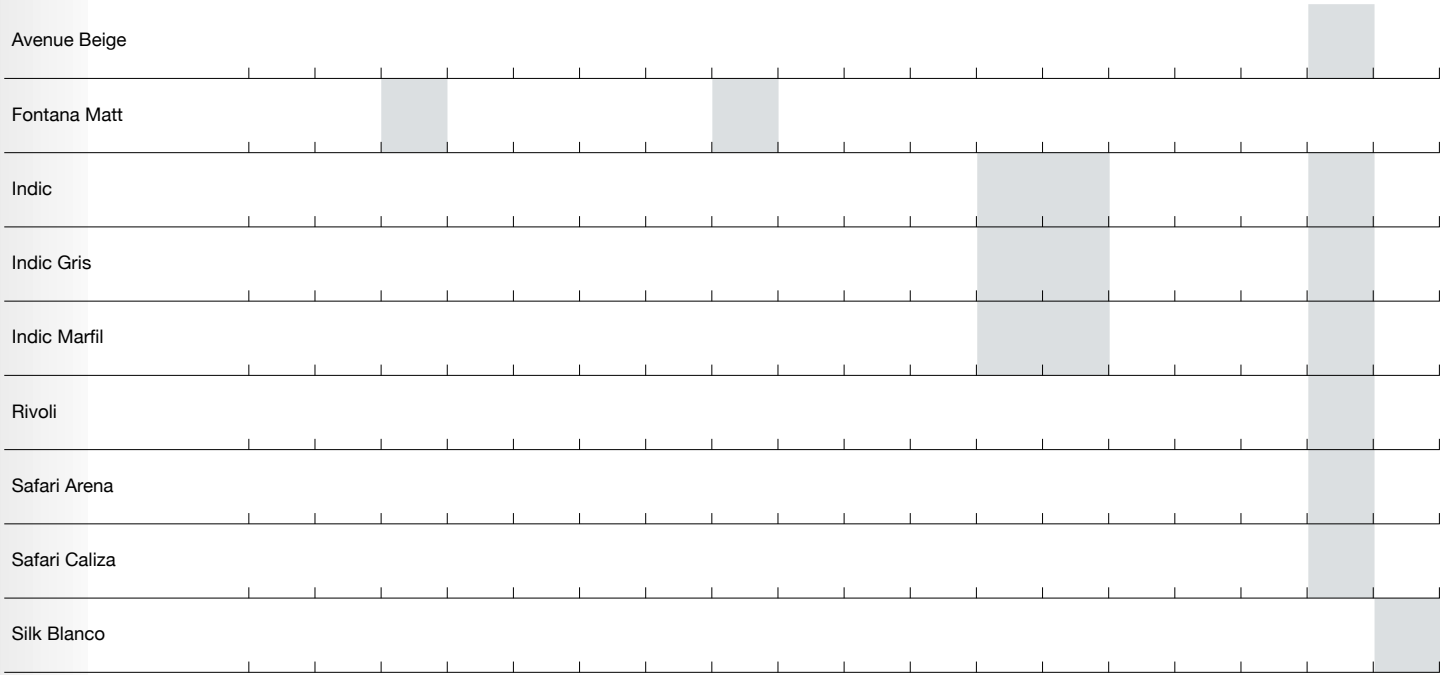
Sizes Available

Projects with **over 15,000 SF** of cladding: Any available size shown in our main catalog or website.

Projects with **under 15,000 SF** of cladding: Any of the available Active-Stock sizes shown here in this matrix.

Decorative Series

Panel	1a	1b	1c	1d	2a	2b	2b	3a/4a	3b/4b	3c/4c	3d/4d	5a	5b	6a	6b	6c	7	8/9
Width	71"	71"	71"	71"	59"	59"	59"	47"/48"	47"/48"	47"/48"	47"/48"	39"	39"	36"	36"	36"	24"	26"
Height	31"	24"	12"	8"	zz	10"	6"	47"/48"	24"	12"	6"/8"	39"	19"	18"	9"	6"	24"	17"
Thickness	0,45"	0,45"	0,45"	0,45"	0,43"	0,43"	0,43"	0,45"	0,45"	0,45"	0,45"	0,43"	0,43"	0,41"	0,41"	0,41"	0,44"	0,41"



Technic Porcelain Series

You’ll fall in love with the colors and finishes the Technic family offers. Giving you aesthetic possibilities to take your design to the next level. With the all-natural, “baked-in” benefits that come from all our technical porcelain panels... Superior strength, durability, and usability you won’t find with other exterior materials.

Sizes Available

Projects with **over 15,000 SF** of cladding: Any available size shown in our main catalog or website.

Projects with **under 15,000 SF** of cladding: Any of the available Active-Stock sizes shown here in this matrix.

Panel	1a	1b	1c	1d	2a	2b	2b	3a/4a	3b/4b	3c/4c	3d/4d	5a	5b	6a	6b	6c	7	8/9
Width	71"	71"	71"	71"	59"	59"	59"	47"/48"	47"/48"	47"/48"	47"/48"	39"	39"	36"	36"	36"	24"	26"
Height	31"	24"	12"	8"	zz	10"	6"	47"/48"	24"	12"	6"/8"	39"	19"	18"	9"	6"	24"	17"
Thickness	0,45"	0,45"	0,45"	0,45"	0,43"	0,43"	0,43"	0,45"	0,45"	0,45"	0,45"	0,43"	0,43"	0,41"	0,41"	0,41"	0,44"	0,41"

Extreme White																		
Maker Beige																		
Maker Brown																		
Maker Graphite																		
Maker Grey																		
Maker Ice																		
Maker Rope																		
Maker Sand																		
Maker Smoke																		
Neo White																		
Stuc Beige																		
Stuc Black																		
Stuc Grey																		
Stuc White																		
Technic Nieve																		
Town Black																		
Town Niquel																		
Town White																		

Locations

You’ll find us in 16 states. With 30 showrooms right now, we’re growing and adding more. Plus, we have 6 logistics centers in the US to help make sure you get your panels onsite when you need them.

Our flagship showroom is on 202 Fifth Avenue in New York, across the street from the landmark Flatiron Building. We own the building, so you know we’re here to stay.

We’re close to you...
Get ahead of the design curve!

If you can’t make the trip to one of our showrooms, don’t worry, we’ll come to you.

Or we’ll send you whatever samples or materials you need to help find the perfect fit for your next masterpiece.

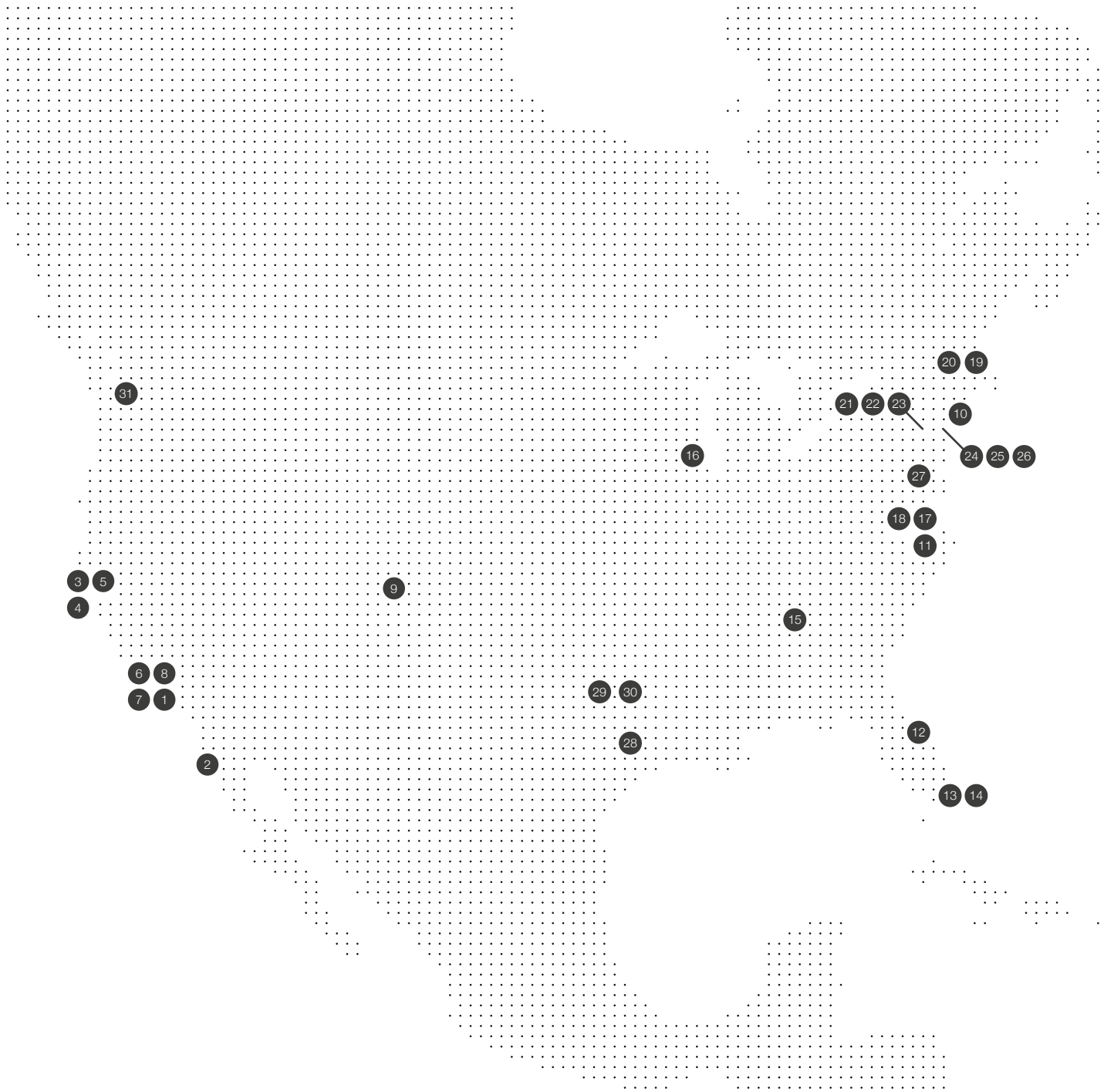
Give us a call today and let’s see how we can work together.

Give us a call at
201-712-0556, Ext 2218

Or email us at
hello@porcelanosafacades.com

State	Location	Address	Phone	Map
California	Anaheim	1301 South State College Boulevard, CA 92126	714.772.3183	1
	San Diego	8996 Miramar Road, Suite 100, CA 94103	858.322.6012	2
	San Francisco	78 Division Street, CA 95112	415.593.7763	3
	San Jose	391 East Brokaw Road,	408.467.9400	4
	Walnut Creek	1401 N. Broadway, CA 94596	925.952.7430	5
	West Hollywood	8900 Beverly Boulevard, CA 90048	310.300.2090	6
	Dealer Gallery - Hermosa Beach	219-221 Pacific Coast Highway, CA 90254	424.390.4460	7
	Dealer Gallery - Glendale	4116 San Fernando Rd, Glendale , CA 91204	818.500.8505	8
Colorado	Denver	601 South Broadway, Suite W, CO 80209	303.802.3210	9
Connecticut	Riveside	1063 East Putnam Avenue, CT 06878	203.698.7618	10
District of Columbia	Washington DC	1000 Connecticut Avenue, NW, DC 20036	202.204.1655	11
Florida	Pompano Beach	3400 North Powerline Road, FL 33069	954.968.7666	12
	Miami	8700 N.W. 13th Terrace, FL 33172	305.715.7153	13
	Miami Design District	3705 Biscayne Boulevard, FL 33137	786.329.6753	14
Georgia	Atlanta	3255 Peachtree Road NE, Suite B, GA 30305	404.973.0640	15
Illinois	Chicago	222 Merchandise Mart Plaza, Suite 149, IL 60654	312.204.6220	16
Maryland	North Bethesda	11500 Rockville Pike, MD 20852	240.290.1120	17
	Rockville	701 Dover Road, Unit B, MD 20850	301.294.8193	18
Massachusetts	Boston	1301 South State College Boulevard, CA 92126	617.963.7666	19
	Chesnut Hill at the Street	55 Boylston St. #5550, MA 02467	617.608.0167	20
New Jersey	East Brunswick	252 Route 18 North, NJ 08816	732.613.1915	21
	Ramsey	600 Route 17 North, NJ 07446	201.995.1310	22
	Paramus	65 Route 17 South, NJ 07652	201.712.0556	23
New York	Flagship Showroom New York	202 Fifth Avenue , NY 10010	646.751.1180	24
	Westbury	775 Old Country Road, NY 11590	516.338.0097	25
	Brooklyn Industry City	219 36th Street, Brooklyn, NY 11232	201.378.8778	26
Pennsylvania	King of Prussia	645 West Dekalb Pike (US Rt. 202), PA 19406	484.751.0050	27
Texas	Houston	4006 Richmond Avenue, TX 77027	281.605.2770	28
	Dallas	11639 Emerald Street, Suite 100, TX 75229	469.310.2870	29
	Dallas	Hi Line Drive, Suite 415 Dallas, TX 75207	214.377.2327	30
Washington	Seattle	88 Spring Street, Suite 120, WA 98104	206.673.8395	31

Locations



Selected Projects

You'll find our projects across the United States and into Canada on the map on the next page. And we're always adding more to the list...

North, South, East or West, technical porcelain facade panels are the **perfect solution for any climate region**.

Did you know?

- Porcelanosa has been present in the US for over 30 years, but only promoting interior porcelain during that time.
- Although we've only been using technical porcelain panels in the US for five years, we've been using them since 1998 in Europe, Asia, the Middle East, and Africa.
- Since 2014, our porcelain facade panels have been featured on over 70 projects in North America.
- Right now, our panels are installed (or being installed) on over 15 high-rise buildings in the Northeast. All of them over 20 stories tall.

You'll also find our panels featured on a variety of building use types. Retail, residential, multi-family, and commercial buildings of all kinds.

Is it right for your project?

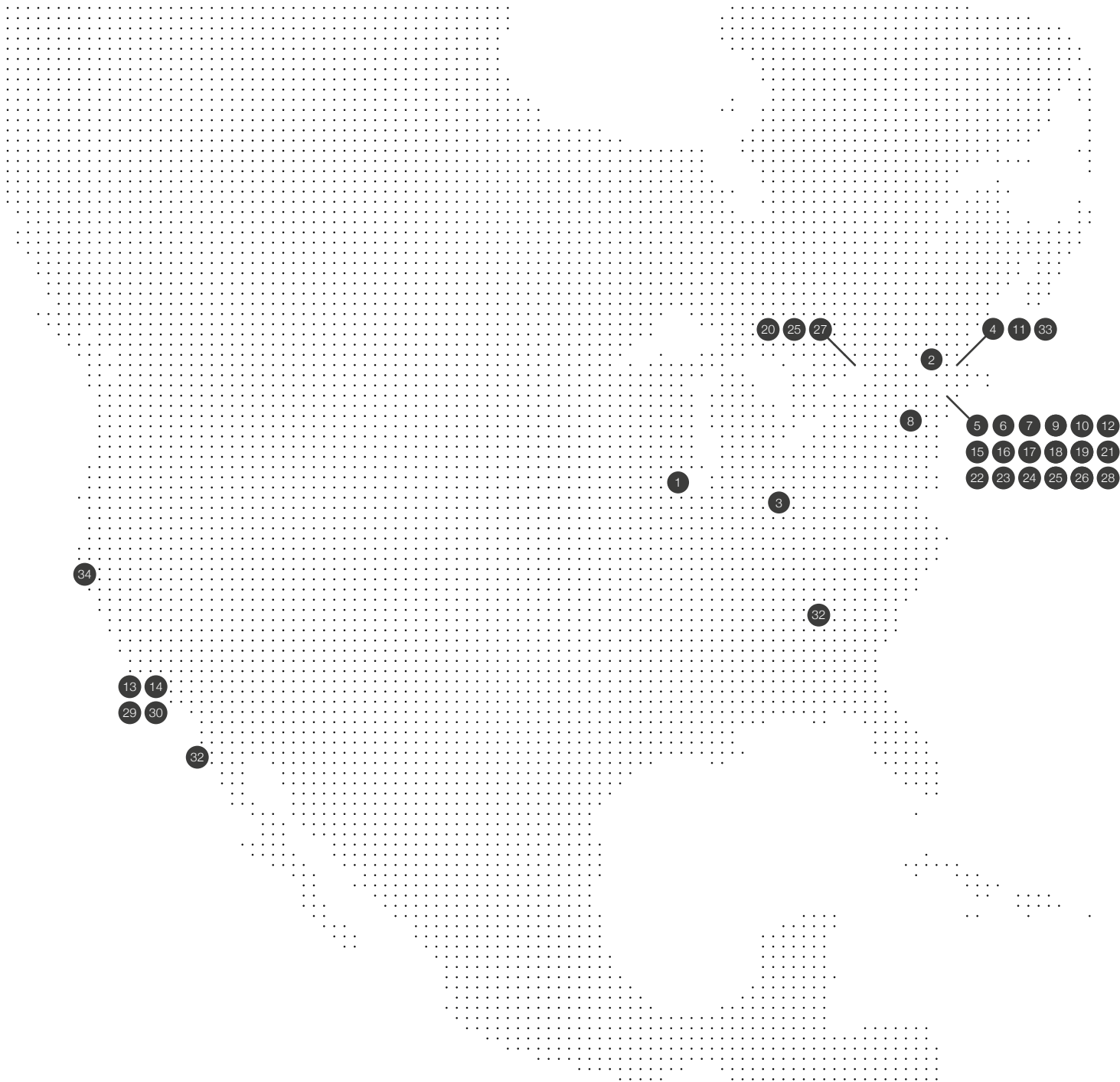
Whether you're re-cladding an existing building or building a brand new one, you'll find great examples of each in our project list.

And if you'd like to visit one of our projects, or would like to speak with a past client, **let us know**. We're proud of the growing list of architects and building owners we've helped.

And, if you're not already on there, we look forward to the day we add you and your project to our list.

Market Segment	Project	Location	Material	Storeis	Map
Educational	El Centro Northeastern University	Chicago, IL	On Black Nature	3	1
	Tahanto Regional Middle School**	Boylston, MA	Ferroker Caldera & Ironker Cobre	2	2
Hospitality	AC Hotel	Cincinnati, OH	Cincinnati Crema	8	3
	Broadway Hotel	Boston, MA	XLIGHT Nox Corten	8	4
	Courtyard by Marriott Hotel*	Manhattan, NY	Town White & Niquel	29	5
	Indigo Hotel*	Newark, NJ	Avenue White Nature	14	6
Multi-family	The Alexey	Brooklyn, NY	Tribeca Caliza & Ferroker Caldera	12	7
	Fittler Nine Townhouses	Philadelphia, PA	Boston Topo & Bone	4	8
	Washington Avenue Luxury Condos	Brooklyn, NY	Boston Grafito & Bone	14	9
	The Nordic	Brooklyn, NY	Avenue Black & Boston Stone	6	10
	Washington Street Condos	Boston, MA	Max Grey Lappato & Nature	5	11
	East 100 Street	Manhattan, NY	Avenue Grey	7	12
	Criterion Building	Santa Monica, CA	Arizona Caliza	3	13
	Playa Vista Residential Building	Playa Vista, CA	Ferroker Caldera	4	14
	Alta LIC Tower*	Queens, NY	Town White Nature & Cubica	42	15
	Third Avenue Condos*	Manhattan, NY	Duna Grey Nature	30	16
	West 36 Street*	Manhattan, NY	Color 515	39	17
	Tangram*	Queens, NY	Ferroker Niquel	15	18
	The Clare*	Manhattan, NY	Glas	19	19
	One The Explanade*	Toronto, Canada	Toronto Caliza	36	20
	321Wythe*	Brooklyn, NY	Ferroker Titanio	21	21
	The Nevins*	Brooklyn, NY	Dover Arena	25	22
	West 86 Street*	Manhattan, NY	Custom Color	23	23
	West 95 Street*	Manhattan, NY	Piedra Borgonya	20	24
	O2 Boutique Condos*	Toronto, Canada	Max Beige Lappato	15	25
	Chelsea Luxury Condos**	Manhattan, NY	On Black	8	26
	St. Claire Apartments**	Toronto, Canada	On Beige Nature	26	27
Offices	60 Street	Brooklyn, NY	Samoa Antracita & Mirage Dark	5	28
	Pacific Center Entrances**	Torrance, CA	XL Lush White & Canada White Washed	9	29
Retail	Nordstrom Century City	Los Angeles, CA	Morse White Nature	3	30
	Nordstrom La Joya	San Diego, CA	Morse White Nature	3	31
	Phipps Plaza Shopping Mall**	Atlanta, GA	Arizona Caliza & On Brown	2	32
	Cabot Retails Store**	Boston, MA	Stuc White Nature	2	33
Sports	San Jose State University	San Jose, CA	Ocean Caliza	3	34

Selected Projects



Check out the list on [previous page](#)



321Wythe, Brooklyn, NY

Questions?

Contact us at

201 712 0556 (ext 2218)

Or email us at

hello@porcelanosafacades.com

Find us at

Website

www.porcelanosafacades.com

Headquarters

600 Route 17 North.
Ramsey, NJ 07446