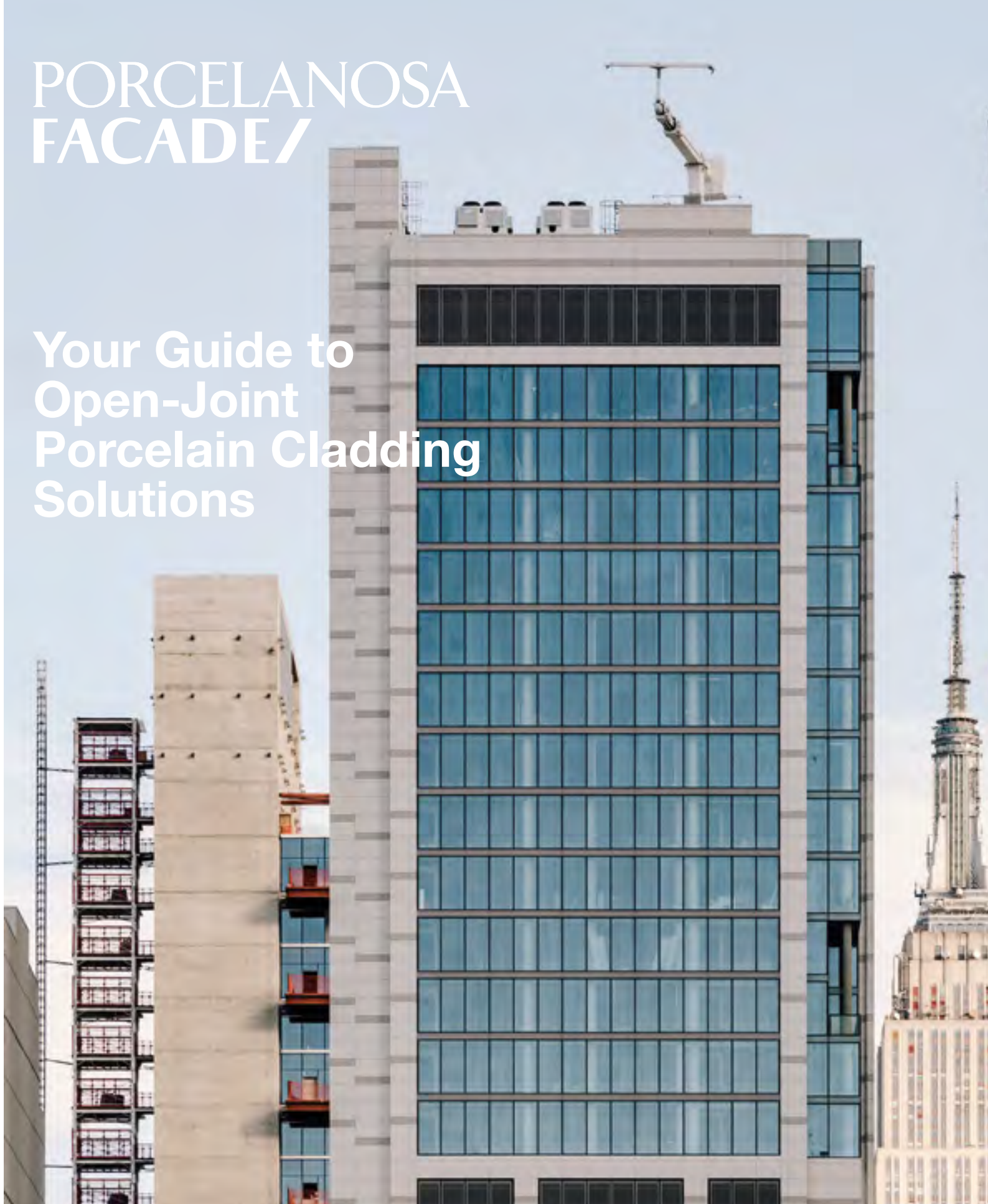


# PORCELANOSA FACADE/

## Your Guide to Open-Joint Porcelain Cladding Solutions



# Why choose Porcelanosa Facades for your next building project?

Whether you're an **architect, designer, building owner, or developer...** You're looking for a solid partner with a reputation for quality architectural products.

You'll find Porcelanosa has been doing this around the world for over 45 years. First, with porcelain for your stunning interior settings. Then, since 1998, we've used beautiful, durable porcelain facades throughout Europe, Asia, Africa, and the Middle East. And, for over 6 years, you've been using our unique cladding materials here in the US.

We help you design and provide a strong, safe, captivating exterior cladding for your clients. Whether your project is new construction, a remodel or renovation. Our team has an intricate knowledge of how our products will perform for you. As well as the best way to install them... Bringing you the unique expertise you deserve.

We work with you **from concept to completion** to ensure your final project looks stunning.

Did you know? 90% of our team are architects -- **with a passion for architecture and beautiful buildings.** We'll work side-by-side with you to achieve your design intent. And, since there's no third party to work through... We can make unique things happen for you.

How?

We can change manufacturing to **make your "impossible" design ideas possible.** You see, we're not only distributors. We're also the manufacturer. We control the whole process from beginning to the end. We are in direct contact and control the factory.

We know the manufacturing process. We can change our processes and parameters to help you achieve amazing things. Things other product reps can't, because they don't control the manufacturing.

From sketching your initial idea to final installation, we have the resources to help you execute successful projects of any size.

We invite you to use this catalog as your launching point. For inspiration and ideas. And when you're ready, we'll help you with the next steps. From **specification, best practices, detailing, schedule and cost management, to Design Assist...**

And if you don't find exactly what you're looking for in the catalog. Give us a call or send us an email.

**It's our mission and our passion to make your design a reality.**

We look forward to working with you soon.



Sincerely,  
**Ignacio Vidal Traver**  
Facades National Director



It's our mission  
and our passion to  
make your design  
a reality

# Content

Our History <sup>4</sup>  
The Team <sup>6</sup>  
Warranty & Certifications <sup>8</sup>

What is Porcelain <sup>10</sup>  
Our Facade System <sup>14</sup>  
Your Design Guide <sup>18</sup>  
Sizes <sup>22</sup>  
Design Assist <sup>24</sup>  
Technical Department <sup>28</sup>

The Porcelain Collections <sup>30</sup>  
Design Your Porcelain <sup>32</sup>  
Stone <sup>34</sup>  
Concrete <sup>54</sup>  
Metal <sup>68</sup>  
Decorative <sup>72</sup>  
Technic <sup>76</sup>  
Wood <sup>82</sup>

Selected Projects <sup>84</sup>  
Locations <sup>88</sup>



## Our History



*Porcelanosa was founded over 45 years ago in Villarreal, a small village by the Mediterranean Sea in Castellon, Spain. Since then, we've providing you with architectural and design solutions with unparalleled innovation, quality, and service. The family who originally founded Porcelanosa back in 1973 still runs it today under the same core values of work ethics and integrity.*

Construction of Porcelanosa Headquarters Office Building in Villarreal (Spain) 1973

# The Team

6 **Your building design idea deserves greatness. This is why we’ve assembled a team of leading industry experts in facades to support you.**

**Combined 50 years of practice & experience.**  
Engineers, architects, and installation experts round out a talented group ready to assist you in creating a beautiful, sustainable design.

**Passion for architecture & beautiful buildings.**  
You’ll find 90% of our team is architects & engineers.



## What others are saying

*“We’ve found the Porcelanosa team is extremely good to work with. The people really know the capabilities of the system. They work very hard to understand the intent of your design and they come up with solutions that reflect your intent.”*

**Manuel Glas, Principal**  
**Manuel Glas Architects, New York, NY**


*“Good is the enemy of great. And that is one of the key reasons why we have so little that becomes great”*

**Jim Collins, Good to Great**

*From top to bottom*

Carlos Ramos, *Product Development* / Ignacio Vidal Traver, *Facades National Director* / Shadette Ramos, *Operations Manager* / Borja Domenech, *Field Installation Manager*  
Ariana Botas, *Technical Manager* / Toni Buira, *Factory Coordinator* / Fabio Chica, *Field Installation Assistant* / Bartolome Gomez, *Special Projects Project Manager*  
Ana Perez, *Project Manager (PM)* / Judith Carbo, *PM* / Teo Berndt, *Regional Façade Manager West Coast* / César Valdez, *Regional Façade Manager Northeast*  
Lucia Aleman, *PM*

8 **Peace of Mind**



It's our mission and our passion to make your design a reality

We're proud to offer you our **10-Year Limited Warranty** on our Wall Panel System & Finish as seen here:

[www.porcelanosa-usa.com/porcelanosa-facades](http://www.porcelanosa-usa.com/porcelanosa-facades)

Giving you and your client peace of mind that we stand behind our Open Joint Porcelain Cladding System 100%.

**Third-Party Tested**

Assurance that all our materials meet your quality performance expectations.



**ICC-ES Report #ESR-3343**

This means you and your client know you're choosing a new and innovative building product that complies with building codes.

We are the FIRST porcelain panel rainscreen façade system to receive ICC-ES certification

Compliance with:

- IBC 2009, 201 & 2015
- California Green Building Standards Code
- California Building Code
- Florida Building Code

**Florida Product Approval – FL-20391**

The Florida Building code requires all exterior wall panels be tested and registered with the State through their product approval program.

You'll find our system's TER (Technical Evaluation Report) on our website:

[www.porcelanosa-usa.com/porcelanosa-facades/](http://www.porcelanosa-usa.com/porcelanosa-facades/)

**American Architectural Manufacturers Association (AAMA) – AAMA 509-9**

This assures you our system has been successfully tested under the AAMA 509-9 standard "Voluntary Test and Classification Method of Drained and Back Ventilated Rain Screen Wall Cladding Systems."

# What is porcelain

10 There’s no easy way to say this. So, here it is... Porcelain stoneware panels, from the technical standpoint, is the **BEST** cladding material for your exterior facades.

## How can we say that?

To be clear, we’re not talking about ceramic tile. Or even the standard porcelain tile we recommend for your building’s interiors.

We’re talking about **technical porcelain**. And that isn’t just some fancy marketing label. It means we take your porcelain to another level by firing each panel so it **absorbs no more than 0.1% of water**. Making it virtually impervious to moisture.

Compare that to tile industry standards for other tiles:

- Porcelain water absorption:  $\leq 0.5\%$  (which is great)
- Ceramic water absorption: between  $0.5\%$  -  $3.0\%$

That means, technical porcelain panels don’t absorb water. So you and your client don’t have to worry about thermal expansion & contraction, freeze-thaw, or efflorescence issues. Our cladding is **ideal for any and all climate zones**.

### What others are saying

*“Their quality is really number one. From the porcelain panels as the finish, to their complete support system. They provide a complete rainscreen façade system. Not every cladding company I’ve looked at provides a full system. Porcelanosa provides from the attachment to the building, to the support system itself, to the finished porcelain panel.”*

**Ehab Elsherif**, Senior Associate  
**Fischer + Makooi Architects**, New York, NY



## Exceeds all ICC Fire Resistance Requirements

Porcelain is a natural non-combustible material. When coupled with our open joint cladding system, you’ll meet all fire code requirements, including ASTM E119, NFPA 285 and ASTM E136



## Non Porous and Graffiti Proof

With 0.1% water absorption, our porcelain panels are impervious. So, you don’t need any protective coatings. And you don’t need any special solvents to clean graffiti... just use denatured alcohol and the graffiti easily wipes away.



## Made from earth-sourced materials

You get a truly weather-proof material that is beautiful and long lasting with panels we engineer from the earth. We source our raw material (like kaolin, quartz, and feldspar) from the areas surrounding our advanced manufacturing facilities in Castellon, Spain. Providing a low carbon foot print, and a finished product that’s engineered to endure.



## Freeze-Thaw Proof


Our porcelain exceeds the requirements of ASTM C1026 for freeze thaw, without cracking. Even cut, exposed areas such as kerf saw cuts, mitered corner joints, or open corners don’t need sealing or coating. That means one less worry for you and less maintenance headaches for your client.

12



## An all-weather material

Porcelain will stand up to the harshest of conditions. As a rainscreen cladding material, porcelain helps keep your building interior warm in cold ambient temperatures. In the hottest of summers, porcelain helps keep your building interiors cool.




## Factory-Rectified

We rectify your panels at the factory before they leave the production line. “Rectified” means we grind the panel’s edges after firing, so the size is more precise. This also means no shrinking or expansion of the panel after it’s installed.



## Maintenance Free

The high density and extreme low absorption rates of porcelain doesn’t allow dirt or graffiti to stick to it. Installed in an open joint cladding application, there is no efflorescence, no drips, and no stains. So your cladding is maintenance-free.



## True Aesthetic Versatility

You can achieve classic, traditional, modern, decorative, or distinctive looks. And even design your own. Our porcelain panels are tougher than stone with greater design flexibility. You get superb technical performance with whichever look you create. From rich textured woods to shiny metallics, to natural stone and concrete finishes. Your design freedom is here.

13



## Does not rot or delaminate

Our porcelain panels are not layered or made from a wet slurry. Our modern manufacturing process ensures your porcelain panels are highly dense, strong and completely resistant to rot or delamination.



## High UV Resistance

Porcelain’s ingredients and our patented manufacturing process give you a finish that’s resistant to UV degradation for the lifetime of the panel.



## Thermally Efficient

Our open joint cladding system is a thermally broken system we’ve designed to meet the strictest IECC guidelines. With effective R values of up to 23.5 and U-factors as low as 0.038, our system lets you design freely knowing you’ll meet the latest energy code requirements.



## Critter Proof

There is nothing in our materials to attract insects or woodpeckers. So critters won’t want to settle in your facade.

# Our Facade System

14 You'll find many cladding manufacturers only provide the cladding itself. Leaving the support framing and attachment for you to figure out. Don't worry – that's not how we do things... Porcelanosa Facades has you covered with our complete Open Joint Porcelain Cladding System (“**OJ-PC system**”).

That means **less risk for you and the building owner**, since one manufacturer provides and warranties the cladding and support system. (That's a **10-year warranty** to give you peace-of-mind that we stand behind the whole system 100%.)

## What others are saying

*“What we found especially attractive about Porcelanosa Facades was that they were providing a fully engineered cladding system, including shop drawings, and they were precutting the panels to fit the complex geometry. They were still very competitive with the cost of other ventilated facades as well, which made it an especially attractive solution. Also, you get the added value that the porcelain panels are a very durable product that is scratch and graffiti resistant - which was important because this was a school building. The aesthetic - it's a very sharp looking system.”*

**Cosmin Vrajitoru**, *President*  
**ARCHEO Design Studio**, *Chicago, IL*

Our OJ-PC system has been used and tested for over 20 years - on hundreds of project types and conditions. So you can sleep at night knowing it'll work for you. Freeing you up to focus on those 1,000 other decisions you need to make.

Read on to learn more...



## An Effective Drainage, Thermal & Acoustical Solution

*“A ventilated tile façade can reduce a building's energy consumption 20-30% due to the chimney effect it creates between the structure and the cladding. Hot air is evacuated in summer, and insulation is more effective in winter.”*

**TCNA** (Tile Council of North America)

One of your envelope design goals for your client's building is to ensure maximum energy savings and noise reduction to your buildings.

Our OJ-PC system provides you with an ideal solution -- while preserving the beauty of the Porcelanosa Facades technical porcelain cladding. And its design allows you to use it on new construction or to renovate or re-clad an existing building.

The system is classified as a Drained/Back Ventilated Rainscreen. Its open joint cladding, continuous insulation and thermally-broken support system help you:

- Keep bad weather out to **reduce mold** through efficient heat and moisture removal -- **improving indoor air quality** for the building users, and mitigating your building structure's deterioration.
- Achieve R-values from 9.1 to 24 - retaining more heat in colder months, keeping cooler in warmer months.
- Absorb outside noises by 10-15 dB – another way you can contribute to healthier indoor environments.



## Engineered to Perform

Over the years, we’ve engineered the Open-Joint Porcelain Cladding System (“OJ-PC system”) to help you meet the increasing code demands:

- Allowing for thermal expansion movement, so it’s ready for your most extreme conditions.
- Resisting wind loads up to 213 mph to protect your building’s occupants and valuable contents.
- Self-leveling, making the system easier for installers, without requiring shimming or other dangerous practices.
- Its self-supporting system weighing only 6 lbs/sf to minimize the impact on your building’s structure.

You’ll also get a Class A Fire Rating, meaning you can use the system as an interior wall finish, while meeting NFPA 285 for your exterior finish.

## Design Flexibility

The OJ-PC system offers you design flexibility to achieve the look you need for your building. Our goal was to design a system that allows you to bring all your design ideas and inspirations to life.

The system can be modified and/or customized for any project type you have on the boards - from residential and commercial projects to multi-family or high-rise buildings. We have technical team dedicated to helping you find the proper cladding solution for your façade.

Your project is unique. So please contact us to see all the ways we can help you make your cladding design go more smoothly.

The versatility of ventilated facades made out of porcelain...  
The environmentally-friendly principle behind its chimney effect...

And the superior performance of porcelain...



# Your Design Guide for Open-Joint Porcelain Facades

18 This Design Guide will help you determine what’s possible... For you to design the most cost-effective open-joint porcelain façade system for your current and future building projects.

## Color-body or Through-body ?

Do you choose “color-body” or “through-body” porcelain? Which porcelain type do you prefer? How do you prefer we get the color/finish of your panels? What’s the difference?

It’s important to note, the difference between these types is only aesthetic. From the technical standpoint, they are both equals.

### Color-body porcelain

The color comes from a surface-applied finish over the panel body. Also called glazed-body porcelain, this is a more decorative solution. But it could be a more cost-effective option, if you want to customize your design. And, with our color-body technology today, you don’t see a major contrast between the edge and the visible surface.

### Through-body porcelain

The color comes from the panel’s body itself. Its ingredients define the aesthetics. What you see on the edge is what you see on the surface.

## Made from the earth

Technical porcelain is man-made stone. You design it to take any aesthetic... and we make it while keeping all the best technical features. And there are three key elements to its successful process:

- Higher quality of the raw materials
- Manufacturing pressure of the panels
- Baking temperature

We use materials from the earth and engineered to give you the best advantages of all other materials. Checking all the boxes for the best technical features you’re looking for...



Joint pattern design / Nordstrom Century City in LA / CallisonRTKL

1

## Active Stock Production

### Readily-available


With so many possible combinations of porcelain Colors and Finishes, having them all readily available for any project size would be a little crazy-making. And unsustainable.

Does your façade have less than 15,000\*\* square feet of porcelain cladding production? If so, you can select from our active stock of colors & sizes.

Here’s how to choose your active porcelain color:

- Go to the Porcelanosa Facades website: **[www.porcelanosafacades.com](http://www.porcelanosafacades.com)**
- Select the “colors” menu, which takes you to our collection of colors.
- Filter by “Active Stock” Items.
- You can also download the Active Stock Catalog PDF document from the resources tab.

\*\*This figure varies upon your project’s application of the cladding. So be sure to check in with us.



Curved porcelain cladding / AC Hotel in Cincinnati OH / CR Architecture + Design



Porcelain cladding with mitered corners at The Clare Building / Manuel Glas Architect

## 2

### Special Production

Choose Your Porcelain  
and Your Size

If your façade design calls for over 15,000\*\* square feet of porcelain cladding panels, you have two more options to consider...

The first option is our special production. You can choose between the many existing colors in our catalog. And we'll form it into the mold size that best suits your façade while maximizing and meeting your budget.

And remember, "special production" doesn't mean "more expensive"...

We simply take an existing finish "recipe" we have, and put it in a standard mold size we already have. Optimizing your design intent.

Reach out and ask us about our Design Assist service. We'll partner with you to develop a cladding system that fits your design intent and budget.

\*\*This figure varies upon your project's application of the cladding. So be sure to check in with us.

## 3

### Custom Production

Your Unique Design

This final option is our **"Design Your Porcelain"** Program.

You can read more details about this program on page 32 of this catalog...

We'll help you design your own unique, signature façade panels. If this sounds like what you're looking for on your next project, be sure to check out our program.

Take **your building's design** to the next level by designing your unique cladding material.

Check out more about **"Design Your Porcelain"** Program on **page 32**

Sizes

22 Our technical porcelain panels are produced with standard mid-size molds in various sizes (i.e. 6’x2’, 4’x4’, 4’x2’, etc.). Selecting from these standard mold sizes is your more economical choice. You can also economically get other sizes by cutting down those standard mold sizes in halves or thirds.

All porcelain colors you see in this catalog are available in any of the sizes\*\* shown in the opposite page. When your project has a minimum quantity of 15,000 square feet of porcelain production. This figure varies upon your project's application of the cladding. So be sure to check in with us:

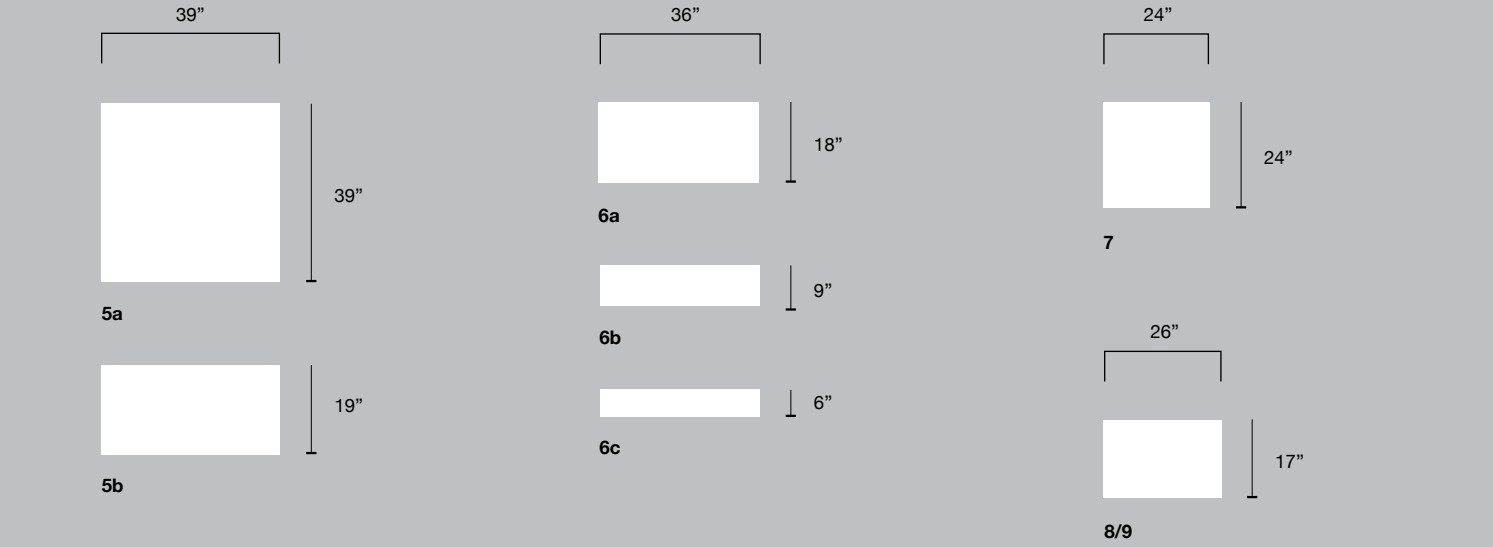

Give us a call at  
201-712-0556, Ext 2218

Or email us at  
hello@porcelanosafacades.com

Exact Dimensions

Panel Index	Width		Height		Thickness	
	inches	mm	inches	mm	inches	mm
1a	70-7/8"	1.800	31-1/2"	800	0,45"	11,5
1b	70-7/8"	1.800	23-7/16"	596	0,45"	11,5
1c	70-7/8"	1.800	11-9/16"	294	0,45"	11,5
1d	70-7/8"	1.800	7-5/8"	193	0,45"	11,5
2a	59-1/16"	1.500	19-11/16"	500	0,43"	11
2b	59-1/16"	1.500	9-13/16"	250	0,43"	11
2c	59-1/16"	1.500	6-1/2"	165	0,43"	11
3a	47-1/4"	1.200	47-1/4"	1.200	0,45"	11,5
3b	47-1/4"	1.200	23-7/16"	596	0,45"	11,5
3c	47-1/4"	1.200	11-9/16"	294	0,45"	11,5
3d	47-1/4"	1.200	7-5/8"	193	0,45"	11,5
4a	46-7/8"	1.190	46-7/8"	1.190	0,47"	12
4b	46-7/8"	1.190	23-3/8"	594	0,47"	12
4c	46-7/8"	1.190	11-5/8"	296	0,47"	12
4d	46-7/8"	1.190	5-13/16"	147	0,47"	12
5a	39-6/16"	1.000	39-6/16"	1.000	0,43"	11
5b	39-6/16"	1.000	19-10/16"	500	0,43"	11
6a	35-7/16"	900	17-11/16"	450	0,41"	10,5
6b	35-7/16"	900	8-11/16"	220	0,41"	10,5
6c	35-7/16"	900	5-5/8"	143	0,41"	10,5
7	23-7/16"	596	23-7/16"	596	0,44"	11,2
8	26"	660	17-5/16"	440	0,41"	10,5
9	26"	659	17-1/8"	435	0,41"	10,5

\*\*Except for **Wood Porcelain Series** for which you can check its catalogue with list of available sizes at [www.porcelanosafacades.com/resources](http://www.porcelanosafacades.com/resources)



If your design calls for **15,000\*\* square feet** of cladding production you can choose any of the sizes shown on **page 23**, otherwise you can check our Active Stock Catalog with available sizes at [www.porcelanosafacades.com/resources](http://www.porcelanosafacades.com/resources)

\*\*This figure varies upon your project's application of the cladding. So be sure to check in with us.

# Design assist

## Are you losing your design intent?

Today's building envelope designers are being forced to evolve.

Why? Because building code requirements and client expectations are changing and becoming more demanding. And, because designing without certainty of cladding material costs hands over your design intent to contractors.

In fact, if you have a project with exterior cladding, or recladding, you're next supplier must be an expert in building envelopes. And they must be very clear on their own system's capabilities.

## This summary is an Introduction to our Design Assist Service.



AC Hotel in Cincinnati OH

### We help your project team:

- Find the **best design strategies** for your project
- Understand **best practices** for porcelain panel cladding design
- And get **technical help** for project success with:
  - a feasible (and economical) panel layout
  - optimized waste
  - details & specs for your supports and interfaces

We partner with you to develop a cladding system that fits your design intent. While meeting the functional needs and any other requirements.

Our in-house design and engineering team will give you the support you need from design through construction.

The expertise we bring to your project as a Design Assist partner is critical **to ensure your design intent is achievable**. Helping you:

- Get full technical certainty about what's possible and what's not.
- Learn tips & tricks on designing efficiently & technically feasible
- Protect your design by finding out your exact cladding cost
- Obtain cost certainty ahead of everyone, especially ahead of who controls the budget (and therefore your design)
- Save time & money by re-gaining control of your design (less drawing and re-drawing)
- Identify & deal with code issues **before** construction starts.

Your Team



# How to Work with a Design Assist Partner

Whether you’re new to open joint porcelain cladding systems, an old pro at working with us, or just need to protect your design vision, there’s a simple process. Here are the basic steps to get you going.

## Schedule a free assessment

- 1. Discovery**  
We dig in to make sure we “get” your design intent for performance & aesthetics.
- 2. Take-Off**  
We do a take-off of your cladding’s net area to figure out available colors & sizes.
- 3. Strategize Options**  
So many colors & sizes can make your head spin. We’ll help nail down your concept to enhance your architectural design and performance.

## We’ll take a look at the drawings

- 4. Best Practices**  
“How do you handle copings and window returns?” Let’s straighten out the details. Tap into our knowledge of designing & installing porcelain cladding systems.
- 5. Optimize Design**  
Compare side-by-side panel layouts, along with costs & details, for your design consideration. Then tweak your system for cost effectiveness & energy efficiency.
- 6. Strategize Options**  
So many colors & sizes can make your head spin. We’ll help nail down your concept to enhance your architectural design and performance.

Alta LIC Tower in Queens, NY, Town White Nature & Cubica

## We work up accurate detail drawings & cost estimates...

- If you have time in your project schedule and want this added certainty, the (highly-recommended) last steps of working with us as your Design Assist Partner are...
- 7. Specific Cost Estimate**  
This empowers you to protect your design – you get the project specific material price directly from the manufacturer. This alone can save your client around \$10 per square foot of cladding.
  - 8. Proposal Drawings**  
A complete set of proposal drawings with our material quote. This added information and certainty, is your backup to ensure the installer’s quoted costs are on target.

Now that you’re here and thinking about it, why not reach out and give us a call. Let’s see if Design Assist is the right choice for your project.

Contact us now at 201-712-0556, Ext 2218

Or email us at [hello@porcelanosafacades.com](mailto:hello@porcelanosafacades.com)

## What others are saying

*“What’s great with Porcelanosa Facades is they have a system and an entire in-house team made up of a lot of architects, so it’s very easy to communicate. Their professionalism, attention to detail, and sense of teamwork make all the difference - everybody working in the same direction to make the project successful, rather than just a supplier supplying their tiles.”*

**Isaac-Daniel Astrachan**, AIA, LEED AP, Principal  
**Stephen B. Jacobs Group**, New York, NY



Your Design Assist Team at work

## How much does Design Assist cost?

- This one’s on us. That’s right... We offer you complimentary. Design Assist services. As long as you meet two prerequisites:
- 1. Your project is in the early design phases. Late SD or early DD is best... But, if you’re already in Construction Documents, let’s talk and see how we can help.
  - 2. You and your client have a genuine intent of using porcelain panel cladding on your project. That’s it. If you’ve got those two things covered, we’ve got the Design Assist costs covered.

When you choose to work with us on your next project, we view and treat every client as **a valued relationship**. And this continues through the shop drawings -- full and continued assistance.

When your shops are done by a third party, they do two revisions and they close the project. Because their business is based on minimizing hours on the project.

When you have the same company who helped you through the Design Assist doing the shop drawings... You get more accountability. We helped you design and detail your project, so you can be confident knowing we're on the same page.

Our business is the materials. That means we will invest more time in your project to make sure you get exactly what you expect and deserve.

Our technical department consists of façade experts with experience throughout the world in all facade systems. This gives you personalized and permanent technical support in the development of the best facade solution for your projects.

## Shop Drawings & Engineering

The single best way to make sure your next project's exterior cladding system installation goes smoothly is accurate shop drawings that meet the specs.

At Porcelanosa Facades, when we develop and submit shop drawings to you and your contractor, our goal is to:

1. Show our understanding of where you'll install the materials, while giving information about finishes, colors, and other project-specific details.
2. Provide the shop with the information and large-scale details needed to fabricate the porcelain panels to meet the custom needs of the project.
3. Supply the installers the details they need to install the material properly.
4. Furnish you with details for coordinating with other interfacing materials or installers.

Architects - like you - are looking for better ways to ensure your projects succeed. Make sure you work with a company who understands what you need and delivers on it every time.

If this sounds like what you've been missing on your projects, let's talk.

Give us a call at  
201-712-0556, Ext 2218

Or email us at  
[hello@porcelanosafacades.com](mailto:hello@porcelanosafacades.com)

... and let's see if we're a good fit for your next project!

# The Porcelain Collections

30 You - the architect – can get any and all aesthetics with the best technical features and performance benefits. This is the **design freedom** a man-made engineered stone like technical porcelain gives you.

## What other material can do that?



The solid look of **Stone**... without the weakness of veining.



The substance of **Concrete**... with a more consistent finish.



The stylish look of a **Metal** finish... without warping or oil-canning.



A **Decorative** panel... for a more detailed cladding or design motif.



The **Technic** Series... when your design calls for solid, neutral colors.



The warmth of **Wood**... without the worry of yearly maintenance.

**Stone** - Page 34

**Concrete** - Page 54

**Metal** - Page 68

**Decorative** - Page 72

**Technic** - Page 76

**Wood** - Page 82

# Design Your Porcelain

32

Let's just say, after looking through the 300+ porcelain colors in the Stone, Concrete, Metal, Wood, Technic and Decorative Porcelain Series...

...You still haven't found the just-right **perfect** façade panel.

It happens. We get it. After all, we're designers, too. That's why we've created the **"Design Your Porcelain"** Program.

## Now you – the architect – can design your own stone!

You can create a unique, signature stone panel no other building or designer has...

Giving your client's building an exclusive look you'll both be proud of. But not necessarily at the higher costs usually associated with "custom"...

33

## Take your building's design to the next level by designing your unique cladding material

If you'd like to learn more about the **Design Your Porcelain** Program...

Give us a call at  
201-712-0556, Ext 2218

---

Or email us at  
[hello@porcelanosafacades.com](mailto:hello@porcelanosafacades.com)

---

# Stone Porcelain Series

34 You can have the solid look of stone - without the weakness of veining. With our technical porcelain panels, you'll get solid consistency throughout each panel, so you get the most reliable strength.

## Superior performance and beauty with 100% natural materials

Technical porcelain is man-made, technically-improved stone -- made with only natural materials. It's like natural stone, just with better physical & mechanical characteristics.

You'll get the rich beauty of natural stone (like limestone, granite, marble, or whatever you imagine) with the superior strength, durability, and usability you can only get with technical porcelain.

## Lightweight, clean & tight

Plus, you get the benefit of a more compact wall profile with our 13/32" thick technical porcelain panels. (natural stone panels are 3/4" to 2" thick).

And their lighter weight (a fraction of natural stone panels) means less impact on your building's structure. That's a big plus for new construction and existing building renovations.

## How is the aesthetic of a stone porcelain panel achieved?

The digital images of the stone selected are virtually endless. In other words, there will be no repetition in the stone panels.

You can also adjust the tonality of each panel. Giving you the natural, random pattern you want across your facade.

Argenta Antracita

Arizona Antracita

Arizona Arena

Arizona Caliza

Arizona Stone

Assuan Brown

Austin Gray

Austin Gray Dark

Austin Natural

Avenue Black

Avenue Brown

Avenue Grey

Avenue White

Boston Bone

Boston Grafito

Boston Stone

Boston Topo

Brazil Arena

Brazil Blanco

Brazil Natural

Butan Acero

Butan Bone

Cascais Beige

Cascais Natural



Cascais Noce

Caucaso Beige

Caucaso Blanco

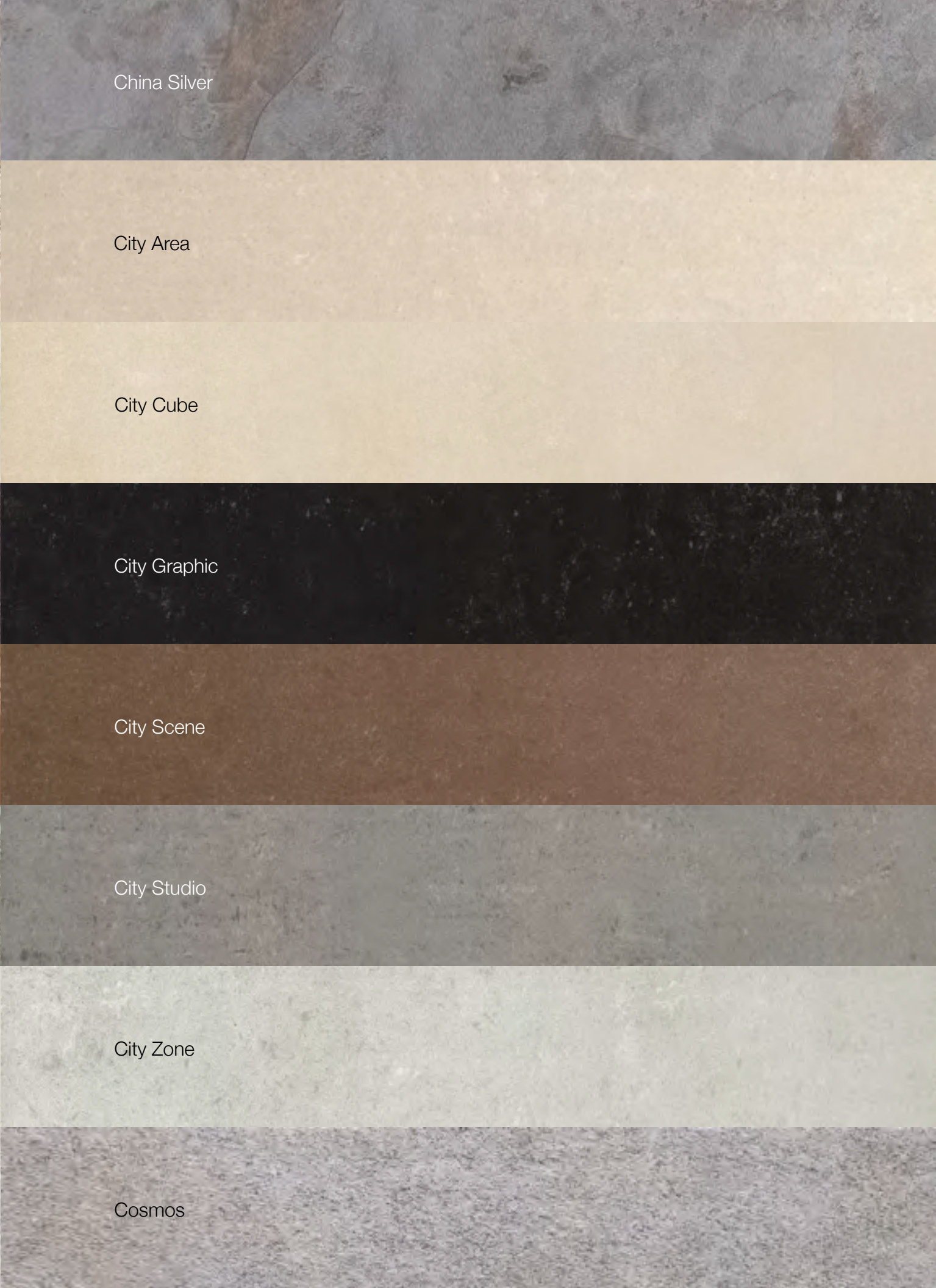
Caucaso Negro

Caucaso Rojo

Caucaso Verde

Ceilan Marfil

China Acero



China Silver

City Area

City Cube

City Graphic

City Scene

City Studio

City Zone

Cosmos

Dayton Ash

Dayton Graphite

Dayton Sand

Deep Brown

Deep Grey

Deep Grey Light

Deep White

Desert Blue

Detroit Silver

Estocolmo Gris

Estocolmo Natural

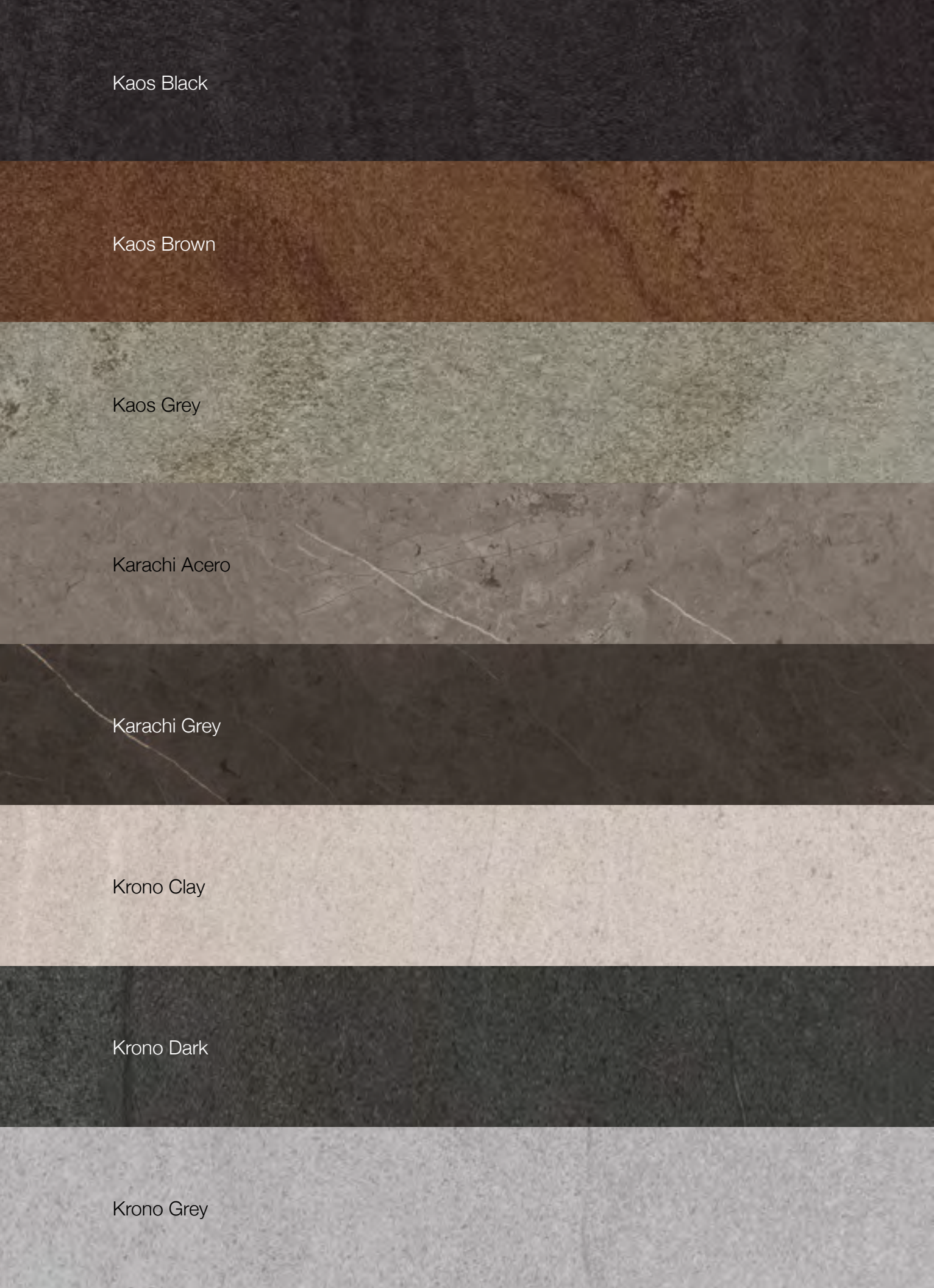
Fossil Beige

Fossil Grey

Java Caliza

K2

Kaos Beige



Kaos Black

Kaos Brown

Kaos Grey

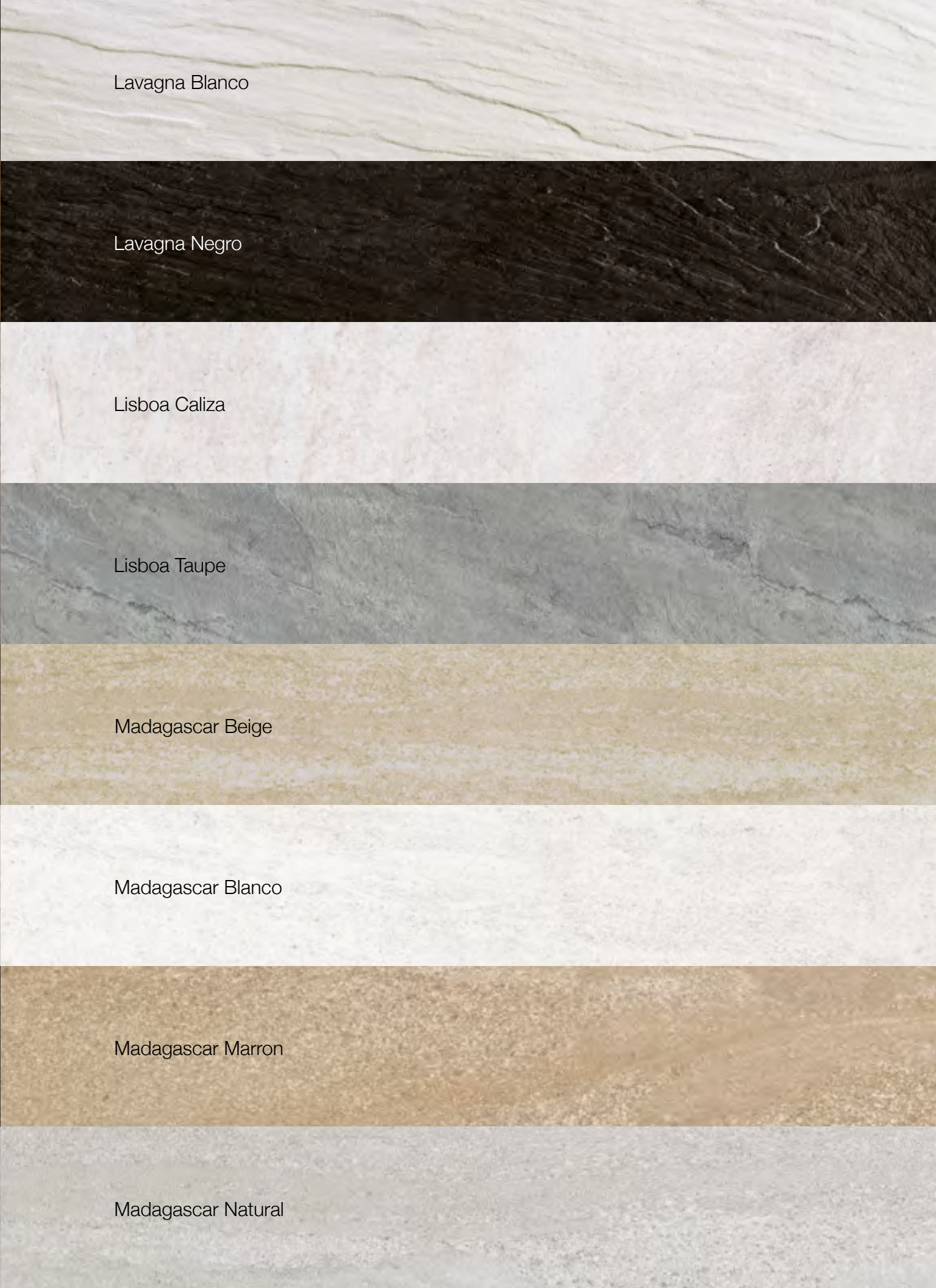
Karachi Acero

Karachi Grey

Krono Clay

Krono Dark

Krono Grey



Lavagna Blanco

Lavagna Negro

Lisboa Caliza

Lisboa Taupe

Madagascar Beige

Madagascar Blanco

Madagascar Marron

Madagascar Natural



Magma Black

Max Beige

Max Black


Max Black Super

Max Grey

Milano Grafito

Milano Topo

Mirage Cream



Mirage Dark

Mirage Silver

Mirage White

Montecarlo Beige

Montecarlo Gris

Montecarlo Natural

Nara Beige

Nara Blanco

Nara Natural

Natal Antracita

Natal Marfil

Nazca Antracita

New York

Ocean Beige

Ocean Caliza

Ocean Natural

On Beige

On Black

On Brown

On Grey

On Grey Light

Onice Marfil

Onice Siena

Ontario Dark



Ontario Silver

Pekin Caldera

Persa Dark

Persa Natural

Persa Silver

Piedra Borgona Arena

Piedra Borgona Caliza

Pietra Blue Silver



Pietra Blue Stone

Portblack

Portland Acero

Portland Antracita

Portland Arena

Portland Caliza

Portland Silver

Ramsey

Recife Antracita

Recife Gris

Recife Pulpis

River Antracita

River Silver

River Stone

Roche Ivory

Rocher Natural

Sahara Natural

Sahara Sand

Samoa Antracita

Samoa Silver

Sandstone Beige

Stone Flame

Stylker Dark

Teide Stone

Tibet Arena

Tibet Black

Tibet Caliza

Travertino Beige

Urban Acero Black

Urban Acero Matt

Urban Caliza Matt

Urban Natural Matt

Verbier Dark

Verbier Sand

Verbier Silver

Yazz Black

Yazz Grey

# Concrete Porcelain Series

54 When you’re designing with cast-in-place concrete walls or precast concrete panels, you’ll likely find yourself stuck with the industry’s aesthetic standards. Or the material’s limitations.

## Get tighter joints and details

With technical porcelain panels, you can design the concrete look you want, with tighter, cleaner joints. And endless color, form, tones, and texture choices.

And the open joint rain screen cladding system creates a much more energy-efficient wall than you can get with normal concrete construction.

Like minimum reveal widths or styles, and standard corner details. Or form tie holes you need to work into your design and deal with sealing them.

## A more controllable finish you can count on

Without the form tie holes or the mismatched patching of “honeycombs” & “bug holes” that come standard with concrete... You can take control of the final look your exterior wall will have.

How about blended tones? And planned discoloration? You can blend the different tones we have available across your façade. Resulting in a more realistic outcome.

The porcelain concrete series is the design choice you can count on to make your design (and you) look its best.



Aston Acero

Aston Antracita

Aston Caliza

Baltimore Beige

Baltimore Grey

Baltimore Natural

Baltimore White

Berna Acero

Berna Caliza

Berna Grey

Berna Topo

Bluestone Acero

Bluestone Bone

Bluestone Silver

Bluestone Topo

Bottega Acero

Bottega Antracita

Bottega Caliza

Bottega Grafito

Bottega Topo

Bottega White

Cannes Gray

Cannes Gray Dark

Cannes Natural

Concept Gris

Concept Gris Bright

Concept Natural

Concept Natural Bright

Concrete Beige

Concrete Black

Concrete Grey

Core Coal

Core Grey

Core Sand

Core White

Cover Dark

Cover Sand

Cover Silver

Cover Steel

Dakota Bone

Dakota Silver

Dover Acero

Dover Arena

Dover Caliza

Dover Topo

Durango Acero

Durango Bone

Durango Silver

Durango Topo

Frame Clear

Frame Dark

Harlem Acero

Harlem Caliza

Harlem Silver

Metropolitan Antracita

Metropolitan Caliza

Metropolitan Silver

Morse Beige

Morse Coal

Morse Grey

Morse White

Newport Acero

Newport Beige

Newport Gray

Newport Gray Dark

Newport Natural

Newport White

Park Acero

Park Black

Park Blanco

Park Silver

Prada Acero

Prada Caliza

Prada Grey

Prada White

Rhin Gris

Rhin Ivory

Rhin Natural

Rhin Negro

Rhin Taupe

Roche Retro Acero

Rodano Acero

Rodano Caliza

Rodano Silver

Rodano Taupe

Sena Acero

Sena Caliza

Soho Acero

Soho Bone

Soho Silver

Soho Topo

Toscana Bone

Toscana Caliza

Toscana Stone

Tribeca Acero

Tribeca Caliza

Urban Acero

Urban Black

Urban Caliza

Urban Natural

Vela Black

Vela Grey

Vela Natural

Vela Smoked

# Metal Porcelain Series

68 Is your design calling for the stylish look of metal? But you’ve had gut-wrenching past experiences of lousy metal panel fabrication or installation? You know the ones... warping and oil-canning panels... lazy field-bent edges lacking the crisp edge you imagined...

## The look of metal without the headaches

If you’re like most architects and designers, you’d prefer the look of flat metal panels on your façade. But corrugations and grooves are what give strength to metal.

With technical porcelain panels, you get the look of wide, flat metal panels, with no worry of client calls asking why their building looks wrinkled.

You can also achieve the warm, rust colors of corten without the staining and environmental impacts.

Or maybe you love the look of corten steel, but your client would be less than pleased with the iron stains running down their new building’s face.

## Flexibility and customization

Technical porcelain also gives you the flexibility and ease of customization you find with metal panels. And you can get the clean, crisp edges you want on your panels without the worry of catching clothes or cutting skin.



Detroit Antracita

Detroit Moka

Ferroker

Ferroker Alumnio

Ferroker Caldera

Ferroker Laton

Ferroker Niquel

Ferroker Platino

Ferroker Titanio

Glasgow Silver

Ironker Acero

Ironker Cobre

Metropolitan Antracita

Metropolitan Caliza

Metropolitan Silver

Seattle Brown

Seattle Dark

# Decorative Porcelain Series

72 Are you looking for an exterior panel to help you add texture, or decorative motifs and patterns to your building? Our Decorative Porcelain Series has a striking variety of options for your next project.

## Do you want the striated texture of a brushed finish?

Have a look at the Avenue, Cubica, and Tissue Series. You’ll find several different color and texture combinations to bring your façade to life.

Get the look of natural materials, like travertine & marble... With the Carrara and Manila Series, your panels can replicate nature.

## Texture and patterns for the human scale...

At some point, your façade “comes down” to the human scale where they can touch, feel, and interact with it. Will you find the perfect “touchpoints” here?

Touch, see, and feel for yourself... Request samples of any panel to choose the right one for your next project.



Avenue Beige

Avenue Dark Gray

Avenue Dark Matt

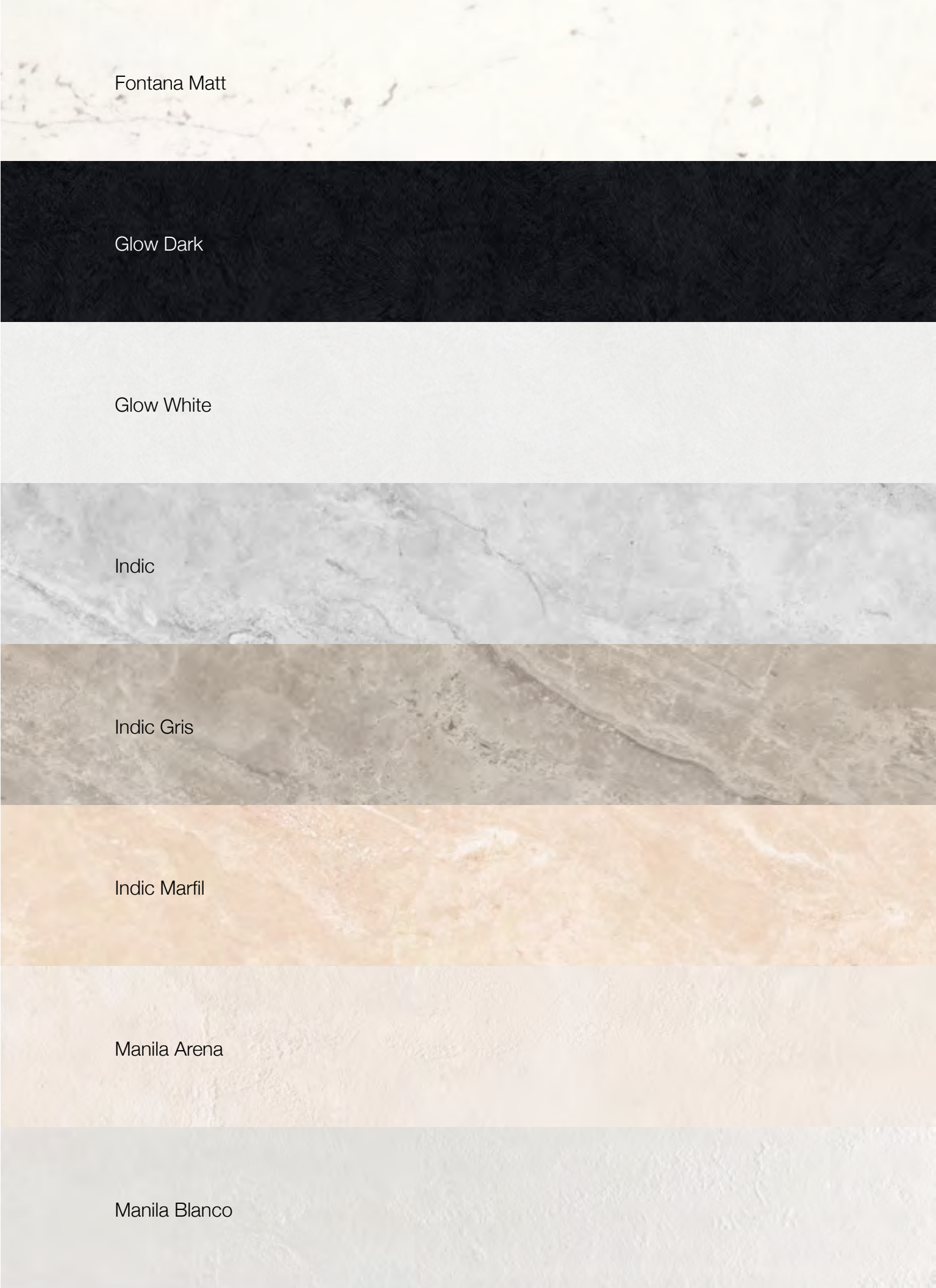
Avenue Gray

Avenue White

Avenue White Matt

Cubica Blanco

Cubica Marfil



# Technic Porcelain Series

76 Modern? Post-modern? Contemporary? Traditional?

Wherever your design style falls, you’ll find the perfect porcelain panels to fit your design in the Technic Series.

## Knockout colors you want...Smart benefits you need...

You’ll fall in love with the colors and finishes the Technic Series offers. Giving you aesthetic possibilities to take your design to the next level.

With the all-natural, “baked-in” benefits that come from all our technical porcelain panels... Superior strength, durability, and usability you won’t find with other exterior materials.

## Is it in my budget?

Our experienced team of architects and engineers specializes in helping architects create “knock-your-funky-colored-socks-off” facades, while staying in budget.

Reach out and ask us about our Design Assist program. Or read more about it on **page 24** of this catalog.

Ark White

Ark White Bright

Extreme White

Maker Beige

Maker Brown

Maker Graphite

Maker Grey

Maker Ice

Maker Rope

Maker Sand

Maker Smoke

Neo Beige

Neo Black

Neo Grey

Neo White

Stuc Beige

Stuc Black

Stuc Grey

Stuc White

Technic Nieve

Town Acero

Town Aqua

Town Arena

Town Black

Technic Series

80

Town Blue

Town Cobalto

Town Cosmos

Town Green

Town Moka

Town Niquel

Town Orange

Town Purple

Town Rose

Town White

Town White Extreme

Town Yellow

Technic Series

81

# Wood Porcelain Series

Most of us love the comfortable, natural, familiar look of wood grain. But the thought of the required maintenance over the years can lead us away from that choice. Until now...

## The warmth and feel of wood...

without the worry of fading or painting every year for maintenance. Or the danger of your wood cladding catching fire.

With technical porcelain, you can get textured panels that look and feel like wood. But they'll actually help protect your building's exterior for the long run. Without the maintenance. Without the hassles.

Browse through the wood finishes in this family and let us know which ones you'd like to sample. And if you don't see the one you want, let's talk more and see if we can find the perfect match for you.

**Please check the Wood Series Catalog on our website for the full selection of wood colors and sizes**

Give us a call today and let's see how we can work together.

Give us a call at  
201-712-0556, Ext 2218

Or email us at  
[hello@porcelanosafacades.com](mailto:hello@porcelanosafacades.com)

# Selected Projects

84 You'll find our projects across the United States and into Canada on the map on the next page. And we're always adding more to the list...

North, South, East or West, technical porcelain facade panels are the **perfect solution for any climate region**.

## Did you know?

- Porcelanosa has been present in the US for over 30 years, but only promoting interior porcelain during that time.
- Although we've only been using technical porcelain panels in the US for five years, we've been using them since 1998 in Europe, Asia, the Middle East, and Africa.
- Since 2014, our porcelain facade panels have been featured on over 70 projects in North America.
- Right now, our panels are installed (or being installed) on over 15 high-rise buildings in the Northeast. All of them over 20 stories tall.

## Is it right for your project?

Whether you're re-cladding an existing building or building a brand new one, you'll find great examples of each in our project list.

And if you'd like to visit one of our projects, or would like to speak with a past client, **let us know**. We're proud of the growing list of architects and building owners we've helped.

And, if you're not already on there, we look forward to the day we add you and your project to our list.

You'll also find our panels featured on a variety of building use types. Retail, residential, multi-family, and commercial buildings of all kinds.

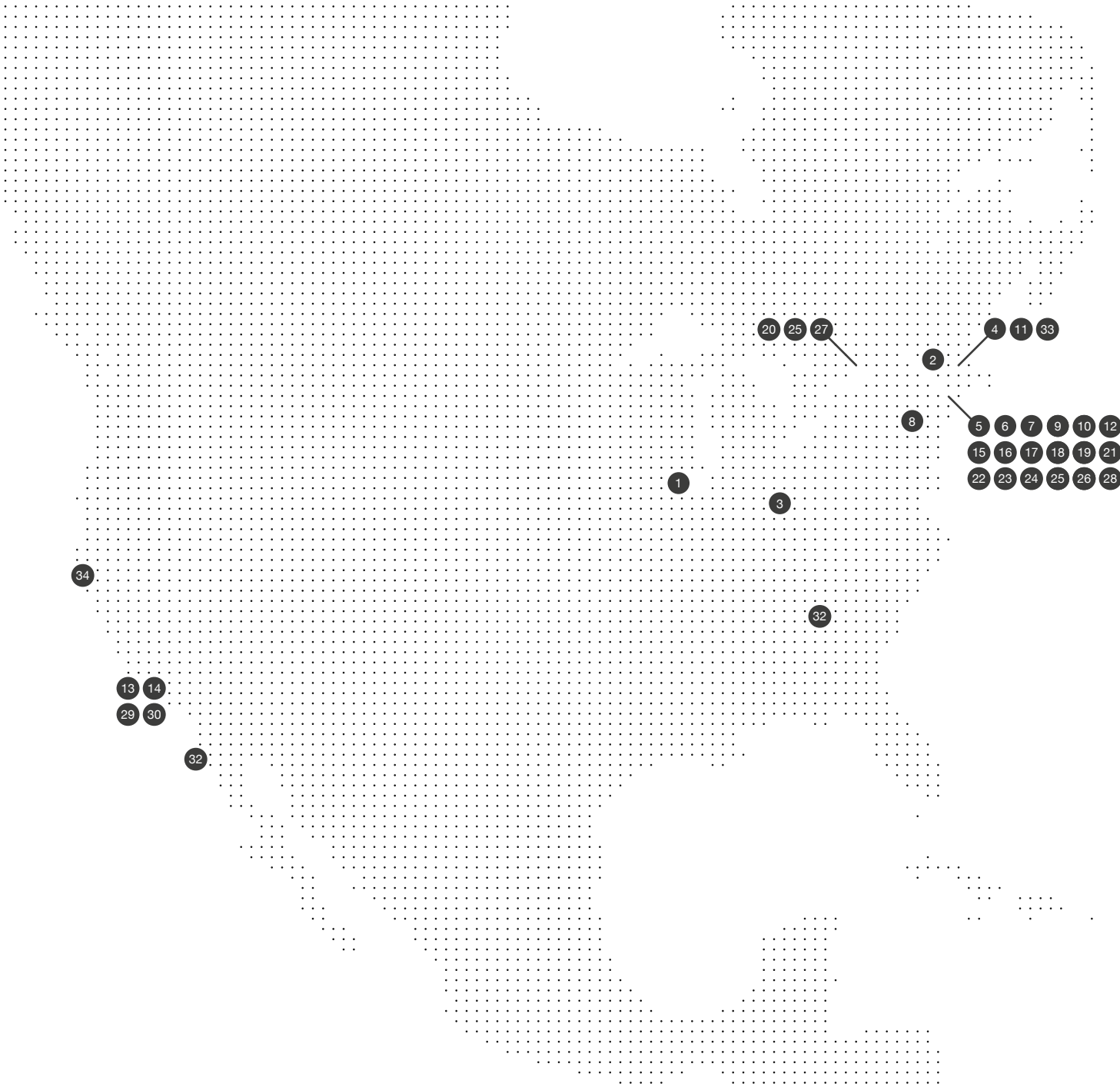
### What others are saying

*"We were looking for a bold, modern material that was different. We wanted the façade to be contemporary and different from other projects around New England. We achieved that goal through the use and quality of the porcelain cladding joints. The system's flexibility ends up with a clean look worthy of a museum. But the material's scale and patterning can still be consistent with a residential project."*

**Eric Robinson, AIA, Principal  
RODE Architects, Boston, MA**

Market Segment	Project	Location	Material	Stories	Map
Educational	El Centro Northeastern University	Chicago, IL	On Black Nature	3	1
	Tahanto Regional Middle School**	Boylston, MA	Ferroker Caldera & Ironker Cobre	2	2
Hospitality	AC Hotel	Cincinnati, OH	Cincinnati Crema	8	3
	Broadway Hotel	Boston, MA	XLIGHT Nox Corten	8	4
	Courtyard by Marriott Hotel*	Manhattan, NY	Town White & Niquel	29	5
	Indigo Hotel*	Newark, NJ	Avenue White Nature	14	6
Multi-family	The Alexey	Brooklyn, NY	Tribeca Caliza & Ferroker Caldera	12	7
	Fittler Nine Townhouses	Philadelphia, PA	Boston Topo & Bone	4	8
	Washington Avenue Luxury Condos	Brooklyn, NY	Boston Grafito & Bone	14	9
	The Nordic	Brooklyn, NY	Avenue Black & Boston Stone	6	10
	Washington Street Condos	Boston, MA	Max Grey Lappato & Nature	5	11
	East 100 Street	Manhattan, NY	Avenue Grey	7	12
	Criterion Building	Santa Monica, CA	Arizona Caliza	3	13
	Playa Vista Residential Building	Playa Vista, CA	Ferroker Caldera	4	14
	Alta LIC Tower*	Queens, NY	Town White Nature & Cubica	42	15
	Third Avenue Condos*	Manhattan, NY	Duna Grey Nature	30	16
	West 36 Street*	Manhattan, NY	Color 515	39	17
	Tangram*	Queens, NY	Ferroker Niquel	15	18
	The Clare*	Manhattan, NY	Glas	19	19
	One The Explanade*	Toronto, Canada	Toronto Caliza	36	20
	321Wythe*	Brooklyn, NY	Ferroker Titanio	21	21
	The Nevins*	Brooklyn, NY	Dover Arena	25	22
	West 86 Street*	Manhattan, NY	Custom Color	23	23
	West 95 Street*	Manhattan, NY	Piedra Borgonya	20	24
	O2 Boutique Condos*	Toronto, Canada	Max Beige Lappato	15	25
	Chelsea Luxury Condos**	Manhattan, NY	On Black	8	26
	St. Claire Apartments**	Toronto, Canada	On Beige Nature	26	27
	60 Street	Brooklyn, NY	Samoa Antracita & Mirage Dark	5	28
	Pacific Center Entrances**	Torrance, CA	XL Lush White & Canada White Washed	9	29
	Nordstrom Century City	Los Angeles, CA	Morse White Nature	3	30
Retail	Nordstrom La Joya	San Diego, CA	Morse White Nature	3	31
	Phipps Plaza Shopping Mall**	Atlanta, GA	Arizona Caliza & On Brown	2	32
	Cabot Retail's Store**	Boston, MA	Stuc White Nature	2	33
Sports	San Jose State University	San Jose, CA	Ocean Caliza	3	34

# Selected Projects



The Clare Residences in NYC / Manuel Glas Architect

# Locations

88 You'll find us in 16 states. With 30 showrooms right now, we're growing and adding more. Plus, we have 6 logistics centers in the US to help make sure you get your panels onsite when you need them.

Our flagship showroom is on 202 Fifth Avenue in New York, across the street from the landmark Flatiron Building. We own the building, so you know we're here to stay.

We're close to you...  
Get ahead of the design curve!

If you can't make the trip to one of our showrooms, don't worry, we'll come to you.

Or we'll send you whatever samples or materials you need to help find the perfect fit for your next masterpiece.

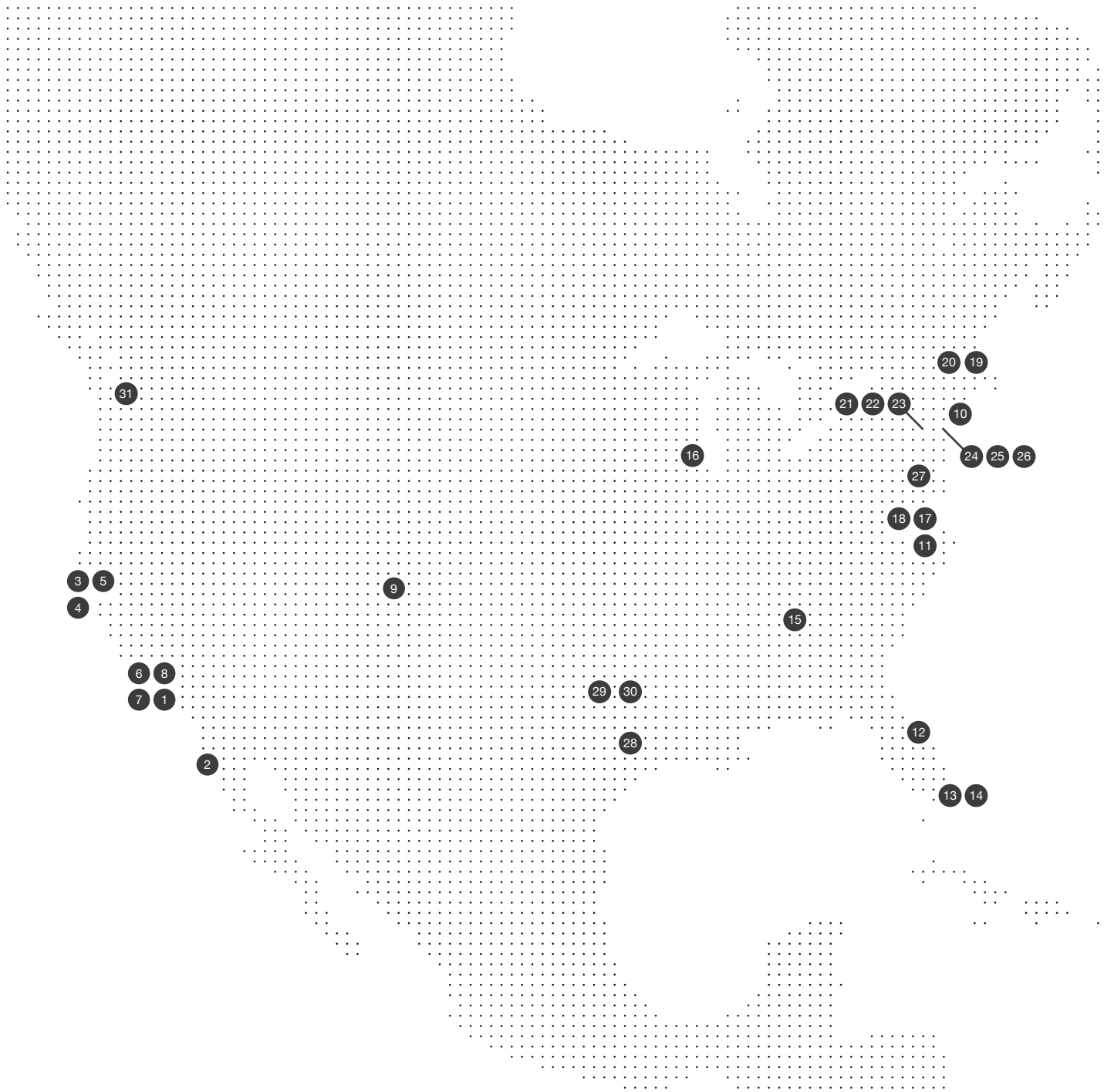
Give us a call today and let's see how we can work together.

Give us a call at  
201-712-0556, Ext 2218

Or email us at  
hello@porcelanosafacades.com

State	Location	Address	Phone	Map
California	Anaheim	1301 South State College Boulevard, CA 92126	714.772.3183	1
	San Diego	8996 Miramar Road, Suite 100, CA 94103	858.322.6012	2
	San Francisco	78 Division Street, CA 95112	415.593.7763	3
	San Jose	391 East Brokaw Road,	408.467.9400	4
	Walnut Creek	1401 N. Broadway, CA 94596	925.952.7430	5
	West Hollywood	8900 Beverly Boulevard, CA 90048	310.300.2090	6
	Dealer Gallery - Hermosa Beach	219-221 Pacific Coast Highway, CA 90254	424.390.4460	7
	Dealer Gallery - Glendale	4116 San Fernando Rd, Glendale , CA 91204	818.500.8505	8
Colorado	Denver	601 South Broadway, Suite W, CO 80209	303.802.3210	9
Connecticut	Riverside	1063 East Putnam Avenue, CT 06878	203.698.7618	10
District of Columbia	Washington DC	1000 Connecticut Avenue, NW, DC 20036	202.204.1655	11
Florida	Pompano Beach	3400 North Powerline Road, FL 33069	954.968.7666	12
	Miami	8700 N.W. 13th Terrace, FL 33172	305.715.7153	13
	Miami Design District	3705 Biscayne Boulevard, FL 33137	786.329.6753	14
Georgia	Atlanta	3255 Peachtree Road NE, Suite B, GA 30305	404.973.0640	15
Illinois	Chicago	222 Merchandise Mart Plaza, Suite 149, IL 60654	312.204.6220	16
Maryland	North Bethesda	11500 Rockville Pike, MD 20852	240.290.1120	17
	Rockville	701 Dover Road, Unit B, MD 20850	301.294.8193	18
Massachusetts	Boston	1301 South State College Boulevard, CA 92126	617.963.7666	19
	Chesnut Hill at the Street	55 Boylston St. #5550, MA 02467	617.608.0167	20
New Jersey	East Brunswick	252 Route 18 North, NJ 08816	732.613.1915	21
	Ramsey	600 Route 17 North, NJ 07446	201.995.1310	22
	Paramus	65 Route 17 South, NJ 07652	201.712.0556	23
New York	Flagship Showroom New York	202 Fifth Avenue , NY 10010	646.751.1180	24
	Westbury	775 Old Country Road, NY 11590	516.338.0097	25
	Brooklyn Industry City	219 36th Street, Brooklyn, NY 11232	201.378.8778	26
Pennsylvania	King of Prussia	645 West Dekalb Pike (US Rt. 202), PA 19406	484.751.0050	27
Texas	Houston	4006 Richmond Avenue, TX 77027	281.605.2770	28
	Dallas	11639 Emerald Street, Suite 100, TX 75229	469.310.2870	29
	Dallas	Hi Line Drive, Suite 415 Dallas, TX 75207	214.377.2327	30
Washington	Seattle	88 Spring Street, Suite 120, WA 98104	206.673.8395	31

# Locations



Alta LIC: Long Island City Apartments NYC / Stephen B. Jacobs Group

# How to Make Your “Impossible” Design Ideas Possible

Learn: “What is technical porcelain, and why is it my best cladding choice?” - *Page 10*

Sleep better with a complete cladding system working hard for your facades - *Page 14*

Discover the most cost-effective design option for your building project - *Page 18*

Save your design team time, money, and headaches - **Design Assist** - *Page 24*

Create your own custom, signature look with our **Design Your Porcelain** Program - *Page 32*

Find your perfect façade panel in one of our Porcelain Collections - *Page 34-83*

## Questions?

### Contact us at

201 712 0556 (ext 2218)

### Or email us at

[hello@porcelanosafacades.com](mailto:hello@porcelanosafacades.com)

## Find us at

### Website

[www.porcelanosafacades.com](http://www.porcelanosafacades.com)

### Headquarters

600 Route 17 North.  
Ramsey, NJ 07446